

# Physical Modeling Synthesis History, Applications and the Future

AES/CCRMA Mon May 18, 2026 7:00pm - 9:00pm

This event is FREE and OPEN to all; RSVP required. Link on: [CCRMA.stanford.edu](https://CCRMA.stanford.edu)



Gregory Pat Scandalis, Dr Julius O. Smith III, Nick Porcaro, Jordan Rudess

# This Presentation Can be Found at:

<http://www.moforte.com/news>

The screenshot shows the moforte website navigation bar with the logo 'moforte Modeled Audio' and menu items: About, GeoShred, Naada Plugins, Downloads, Legacy, News, and four 'G' icons labeled PRO, STUDIO, PLAY, and Control. A search icon is also present. Below the navigation bar are three news article cards. The first card is titled 'Physical Modeling Synthesis History, Applications and the Future' and mentions an event at AES/CCRMA on May 18, 2026. The second and third cards are titled 'Disrupting the Compositional Workflow' and mention an event at A3E Workshop/NAMM 2026 on Jan 23, 2026. Each card includes a small image of a laptop displaying a software interface and a keyboard.

**moforte**  
Modeled Audio

About GeoShred Naada Plugins Downloads Legacy News

G PRO G STUDIO G PLAY G Control

**Physical Modeling Synthesis History, Applications and the Future**  
AES/CCRMA Mon May 18, 2026 7:00pm - 9:00pm  
This event is FREE and OPEN to all; RSVP required. Link on: CCRMA.stanford.edu

**Disrupting the Compositional Workflow**  
From Sample Libraries to Expressive AI-Calibrated Physical Models  
A3E Workshop/NAMM 2026 - Jan 23, 2026

**Disrupting the Compositional Workflow**  
From Sample Libraries to Expressive AI-Calibrated Physical Models  
A3E Workshop/NAMM 2026 - Jan 23, 2026

Gregory Pat Scandalis, Dr Julius O. Smith III, Nick Porcaro, Jordan Rudess

AES/CCRMA Mon May 18, 2026 7:00pm - 9:00pm

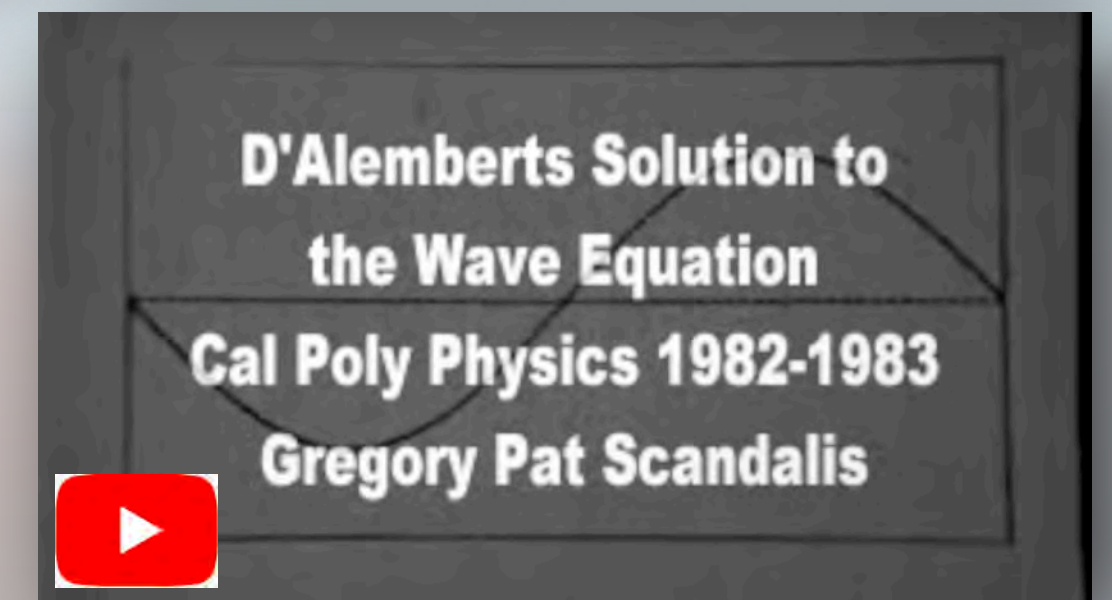

PM Synthesis History and Future – AES/CCRMA

University of Miami April 2026 – Disrupting the Compositional Workflow

RCC March 2026 – Disrupting the Compositional Workflow

# About Pat

- 43 years in the Silicon Valley as an Engineer
- Built my first monophonic electronic instrument from a Radio Shack P-Box kit in 1970
- Giggled with an Arp Avatar guitar synth (1978)
- Guitar Player for Weird Al Band (1980)
- Computer modeling of vibrating strings and membranes for senior thesis in Physics (1982)
- Big Band arranging for Cal Poly Jazz Band (1982/83)
- Researcher in Physical Modeling at Stanford/CCRMA (1994)
- Ran Liquid Audio, first Legal Music Download Company
- CEO/CTO of moForte
- Chairman of the MPE Subcommittee MIDI Association, Co-chair IASIG AIWG



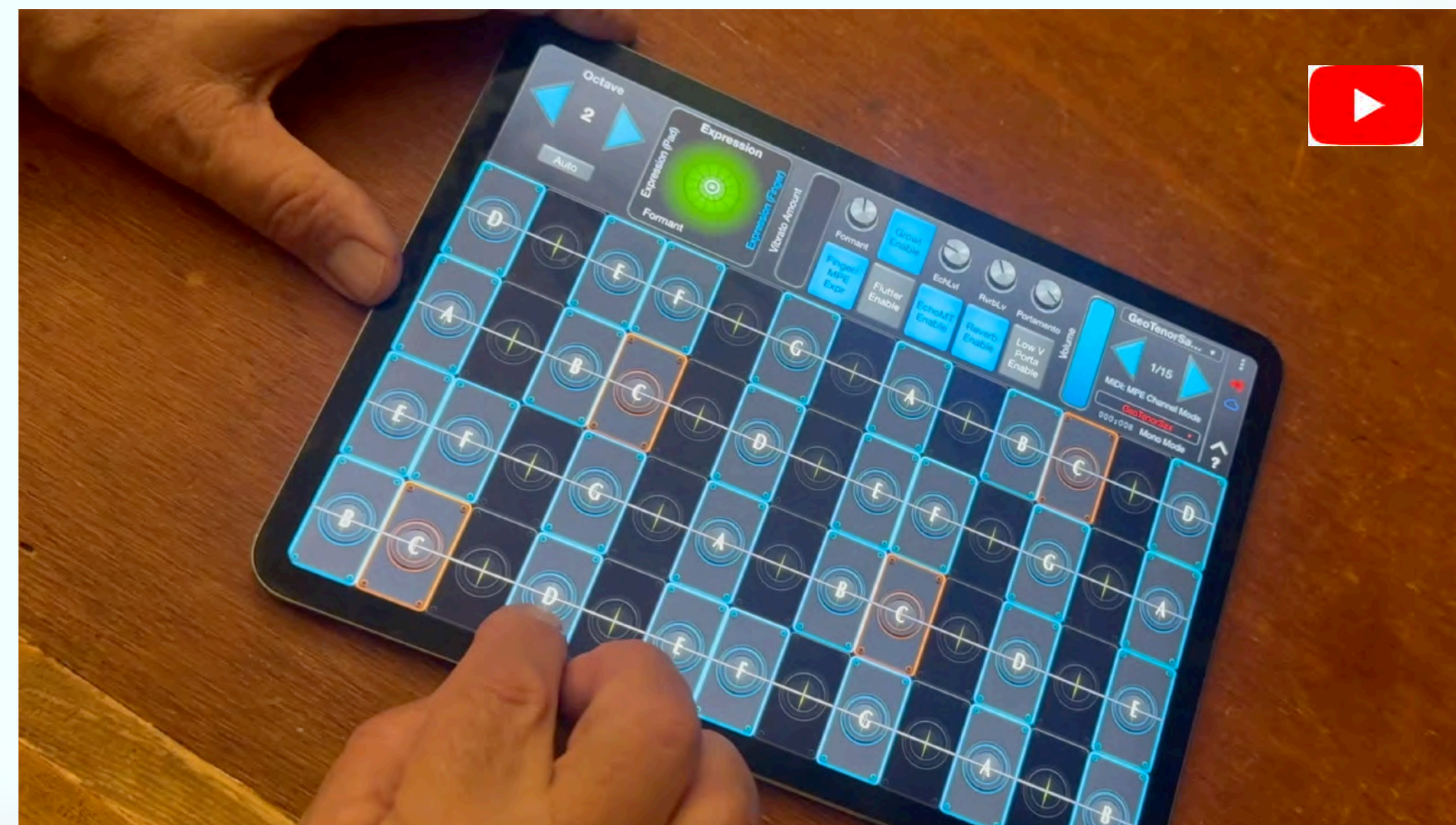
# Orchestral Sample Libraries



- Orchestral Sample Libraries are mixed static recordings.
- Expression is simulated with Key Switches
- Composers/Orchestrators chose versions of Samples which limits expressively performing an instrument

# A Shift - Calibrated Physical Models

- Unlike Sample Libraries, Physical Models **can be directly expressed with no need for Key Switches.**
- Physical Models can be calibrated to specific instruments, but up until now this has been labor intensive.
- Emerging AI technologies will make it possible to **calibrate** expressive, physical models to specific instruments which can be used in as an alternative to orchestral sample libraries.
- **Keep the human in the compositional and performance workflow**



# Outline


- A Brief History of Physical Modeling Synthesis
- Demos of Physical Models
- MPE is an Enabling Technology For Composition/Orchestration
- Full Musical Ensembles Using Physical Models
- The NEAR Future - AI Calibration, MIDI 2, Orchestral Articulation, Virtual Performers
- Questions!

# Physical Modeling Collaborators

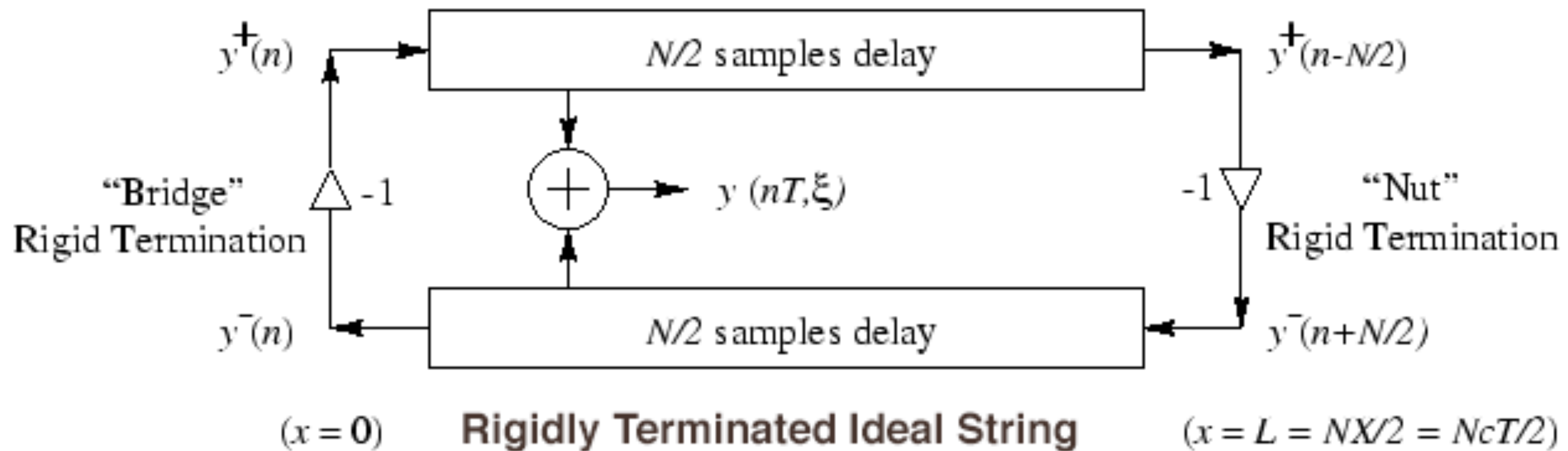


GeoShred is a collaboration between Rock Star and mobile music innovator Jordan Rudess, Stanford/CCRMA Professor Dr. Julius O. Smith III, Nick Porcaro, Pat Scandalis

Additional models developed by Audio Modeling/SWAM (Stefano Lucato, Lele Parravicini) and AccelMatrix/Naada (Suthambhara Nagaraj )



# A Brief History of Physical Modeling Synthesis



# The Story

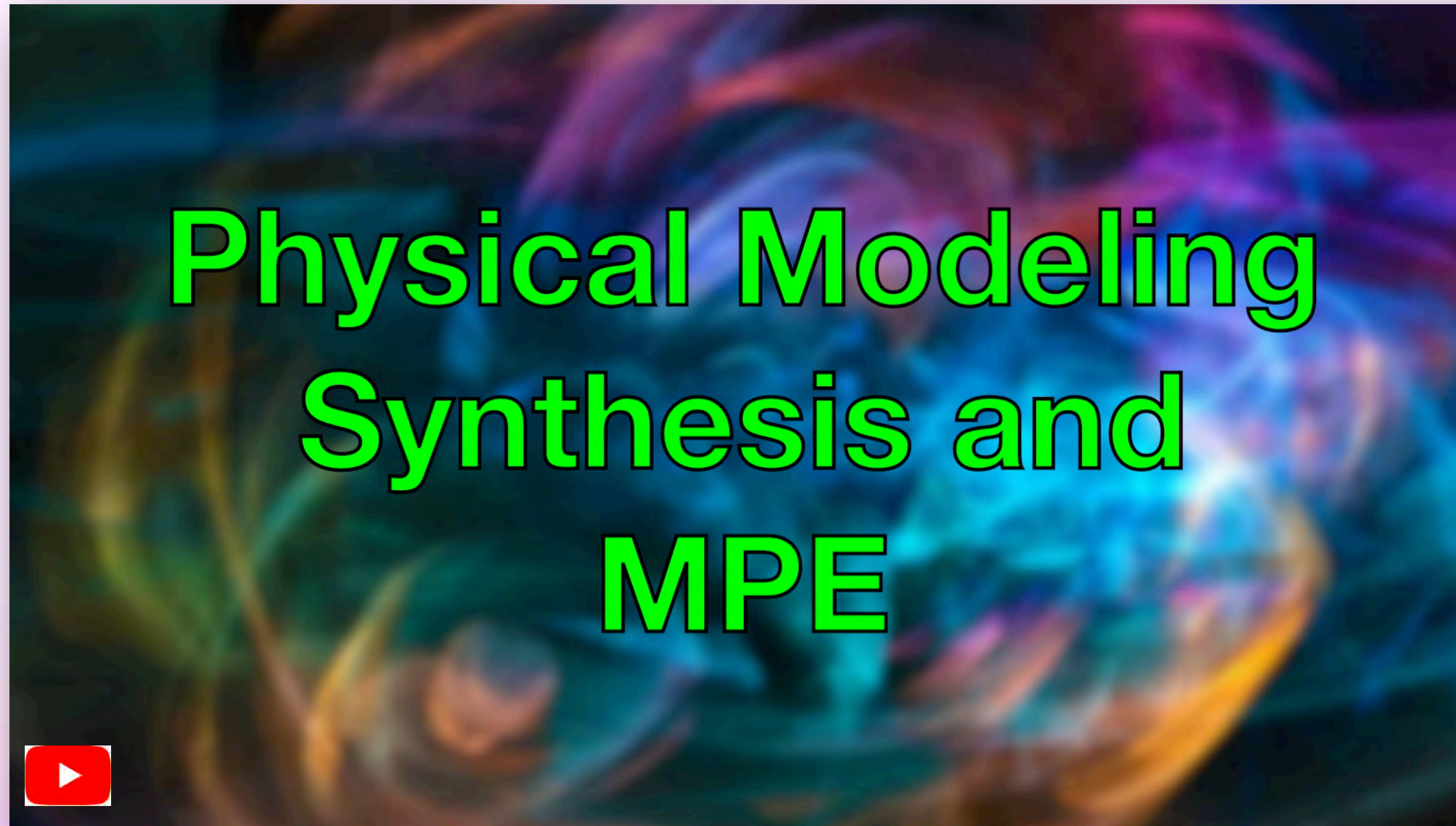
We find ourselves in a place where any of us can be Jimi Hendrix with just a small device in the palm of our hands. It's a fun and deeply technical topic drawing on many fields including physics, acoustics, digital signal processing and music.



In 1994, PM was poised to be the “Next Big Thing”. **Why it’s back, the future and what role might AI play!**



# Physical Modeling Demos



As performing musicians, our role is to transform emotions and feelings into musical expression. Physical modeling (PM) instrument models give us expressive controls that enhance our ability to convey emotion to an audience.

# What is Physical Modeling Synthesis?

- **NOT AI !**
- Methods in which a sound is generated using a mathematical model of the physical source of sound.
- Any gestures that are used to interact with a real physical system can be mapped to parameters yielded an interactive and expressive performance experience.
- **Physical modeling is a collection of different techniques specific to each sound generation process.**

$$\frac{\partial^2 y}{\partial t^2} = \frac{1}{v_w^2} \frac{\partial^2 y}{dt^2}$$

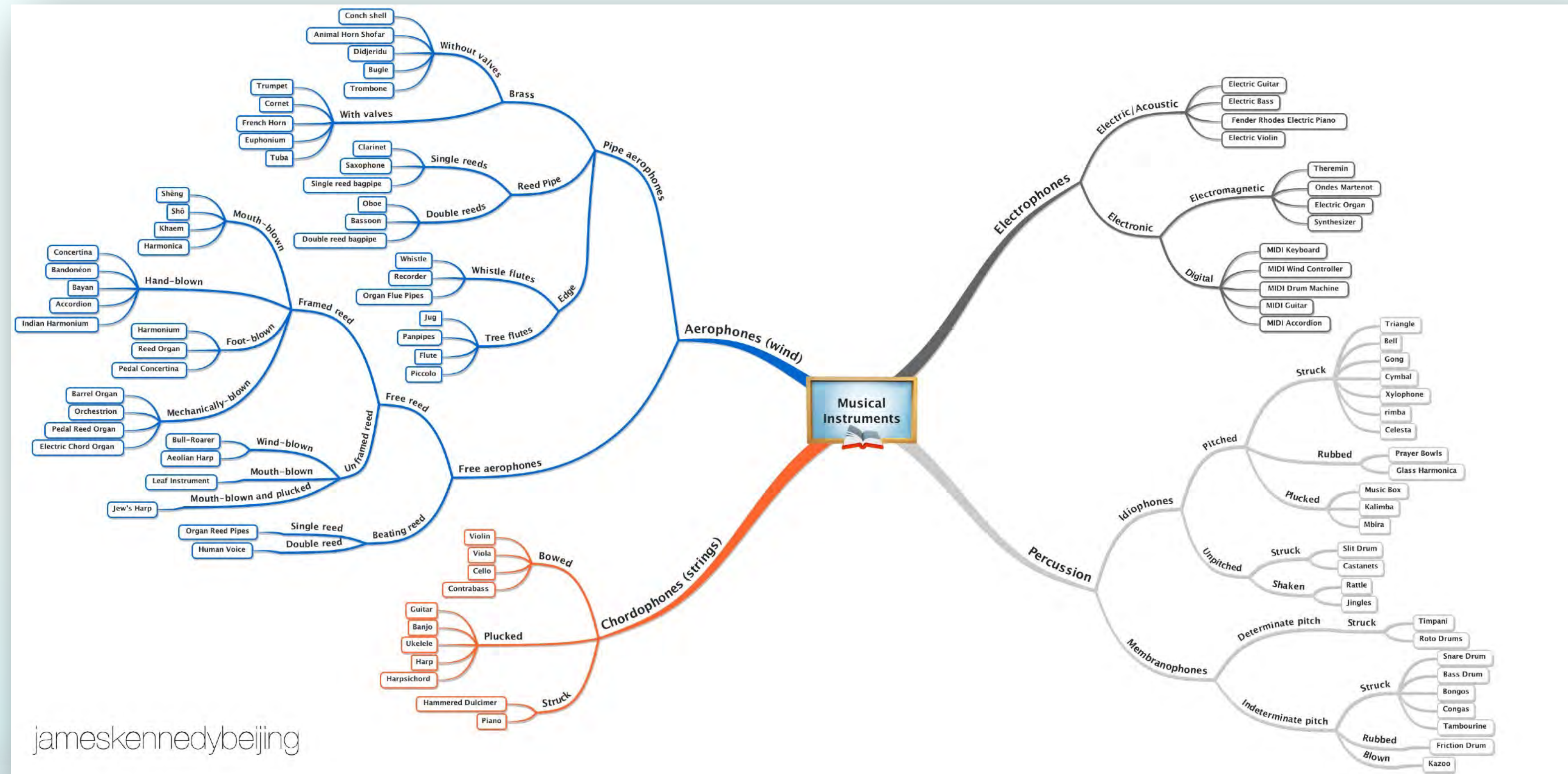
Physics + Math

物理 + 數學



# Taxonomy of Modeling Areas

## Hornbostel–Sachs Classification

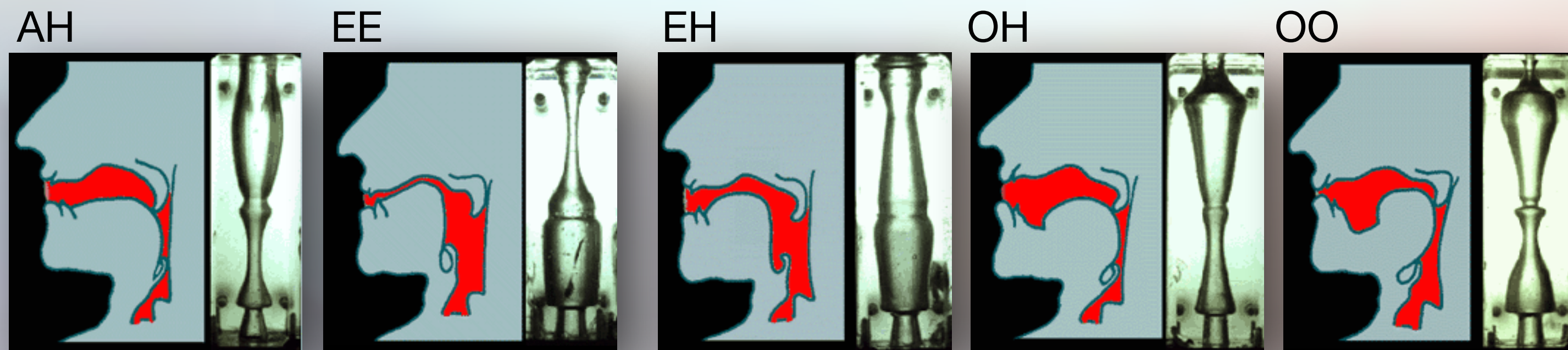


- Chordaphones - Guitars
- Aerophones - Woodwinds
- Membranophones - Drums
- Idiophones - Mallet Instruments
- Electrophones - Virtual Analog
- Game Sounds
- Human Voice

# Early Mechanical Voice Synthesis

- 1000 -1200 ce - Speech Machines, Brazen Heads
- 1791 - Wolfgang Von Kempelin, [speaking machine](#).
- 1857 - Joseph Faber, [Euphonia](#) (pictured)

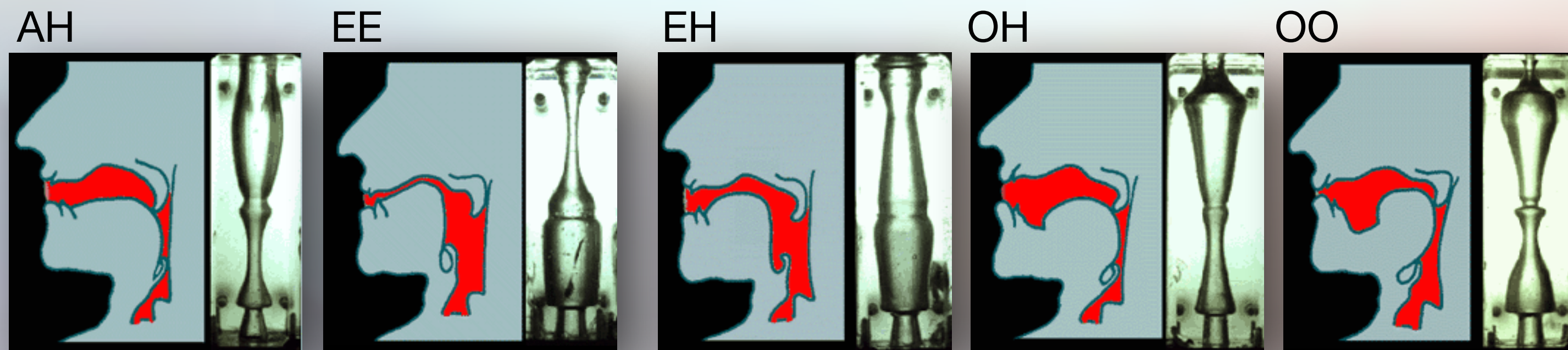
Its been know for a long time that the vocal tract can be modeled with a bellows, a reed, a number of different size resonators and special elements for the tongue, the mouth. [See Exploratorium Vocal Vowels.](#)



# Early Mechanical Voice Synthesis

- 1000 -1200 ce - Speech Machines, Brazen Heads
- 1791 - Wolfgang Von Kempelin, [speaking machine](#).
- 1857 - Joseph Faber, [Euphonia](#) (pictured)

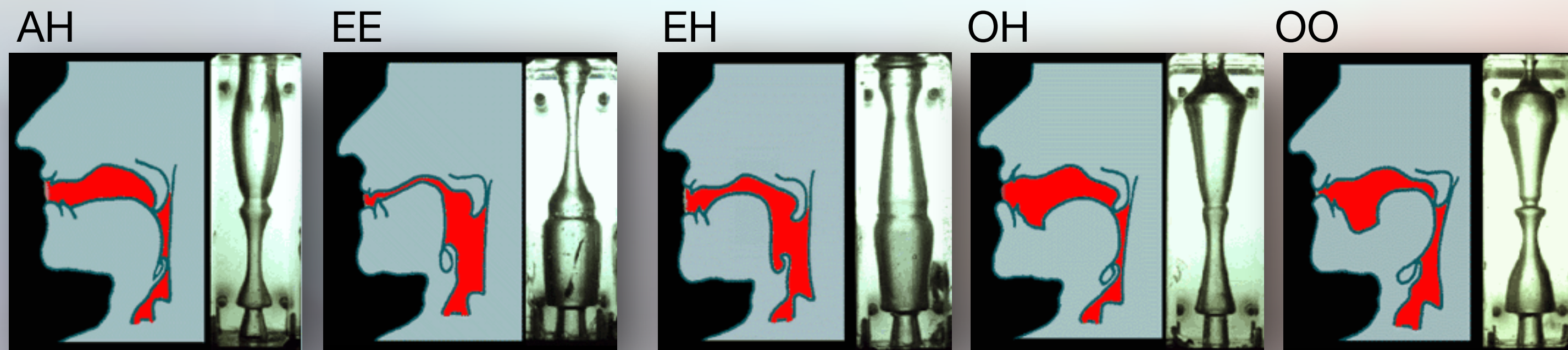
Its been know for a long time that the vocal tract can be modeled with a bellows, a reed, a number of different size resonators and special elements for the tongue, the mouth. [See Exploratorium Vocal Vowels.](#)



# Early Mechanical Voice Synthesis

- 1000 -1200 ce - Speech Machines, Brazen Heads
- 1791 - Wolfgang Von Kempelin, [speaking machine](#).
- 1857 - Joseph Faber, [Euphonia](#) (pictured)

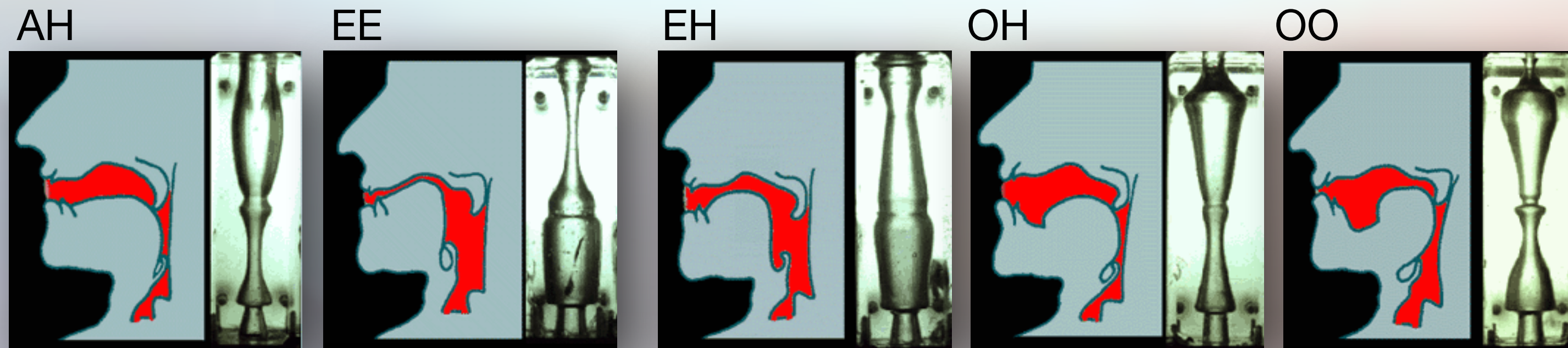
Its been know for a long time that the vocal tract can be modeled with a bellows, a reed, a number of different size resonators and special elements for the tongue, the mouth. [See Exploratorium Vocal Vowels.](#)



# Early Mechanical Voice Synthesis

- 1000 -1200 ce - Speech Machines, Brazen Heads
- 1791 - Wolfgang Von Kempelin, [speaking machine](#).
- 1857 - Joseph Faber, [Euphonia](#) (pictured)

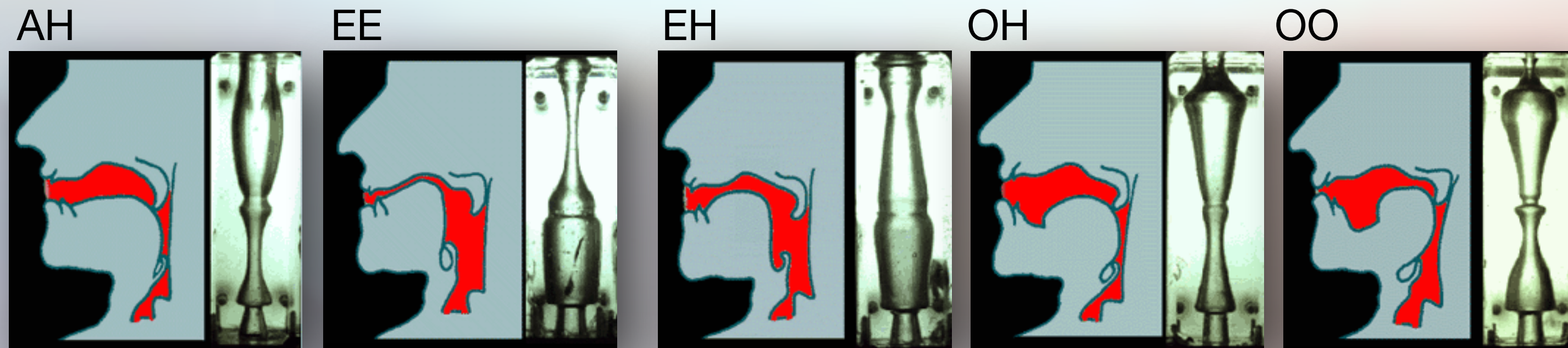
Its been know for a long time that the vocal tract can be modeled with a bellows, a reed, a number of different size resonators and special elements for the tongue, the mouth. [See Exploratorium Vocal Vowels.](#)



# Early Mechanical Voice Synthesis

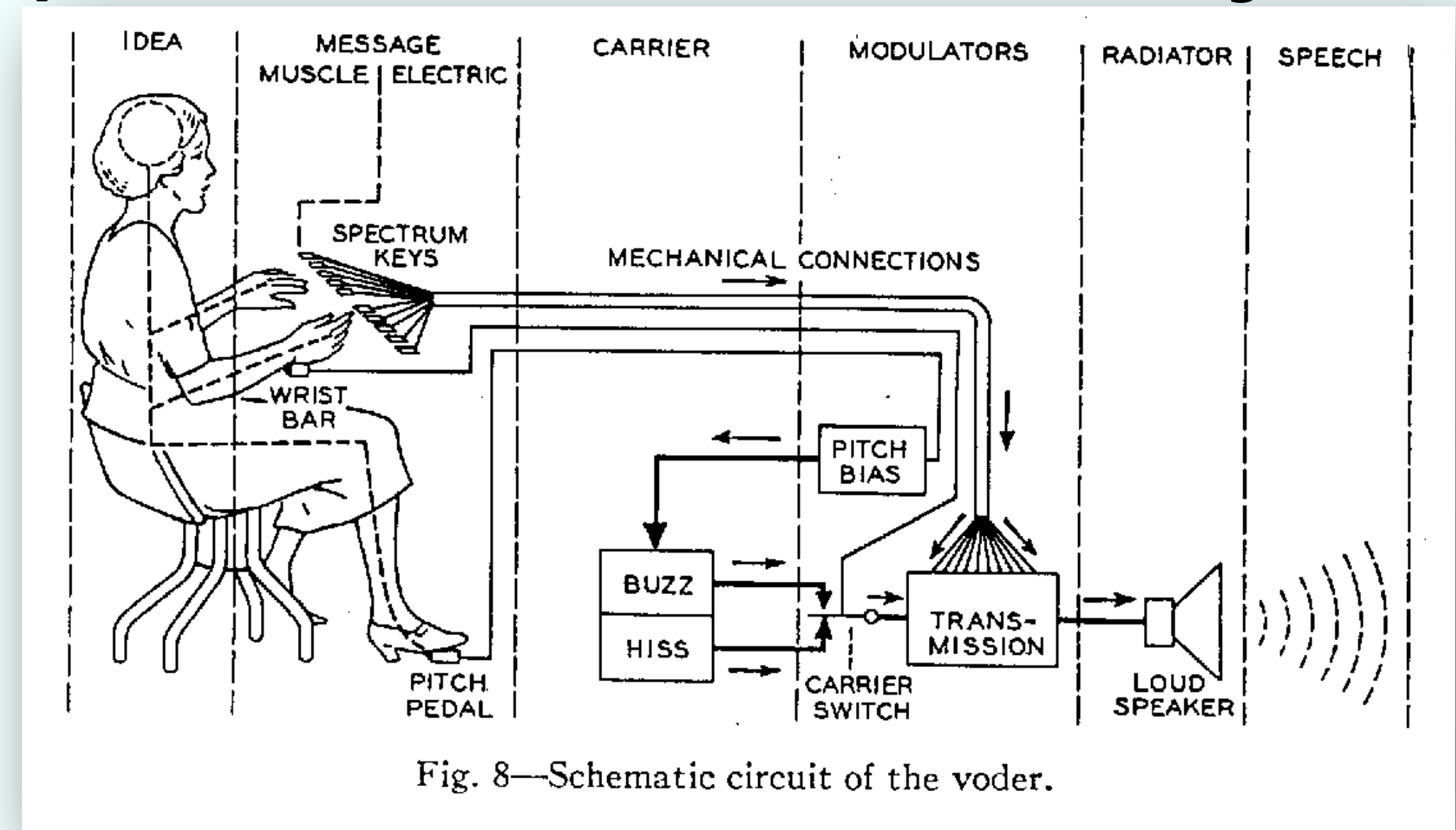
- 1000 -1200 ce - Speech Machines, Brazen Heads
- 1791 - Wolfgang Von Kempelin, [speaking machine](#).
- 1857 - Joseph Faber, [Euphonia](#) (pictured)

Its been know for a long time that the vocal tract can be modeled with a bellows, a reed, a number of different size resonators and special elements for the tongue, the mouth. [See Exploratorium Vocal Vowels.](#)

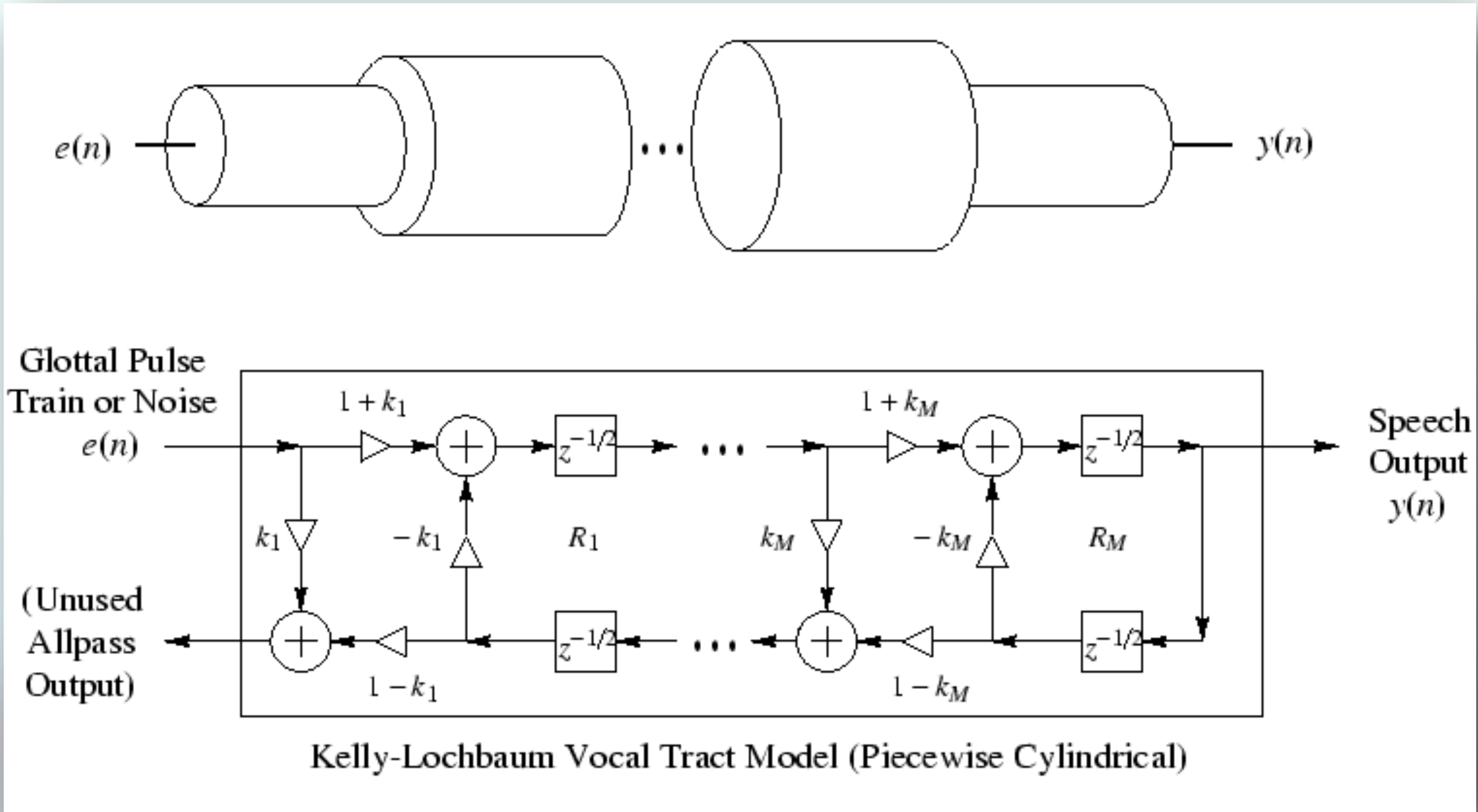


# The Voder (1937-39) - Homer Dudley

- Analog Electronic Speech Synthesis
- Analog model of the vocal tract. Vacuum Tubes!
- Developed from research on voice compression at Bell Labs.
- Featured at the 1939 Worlds fair

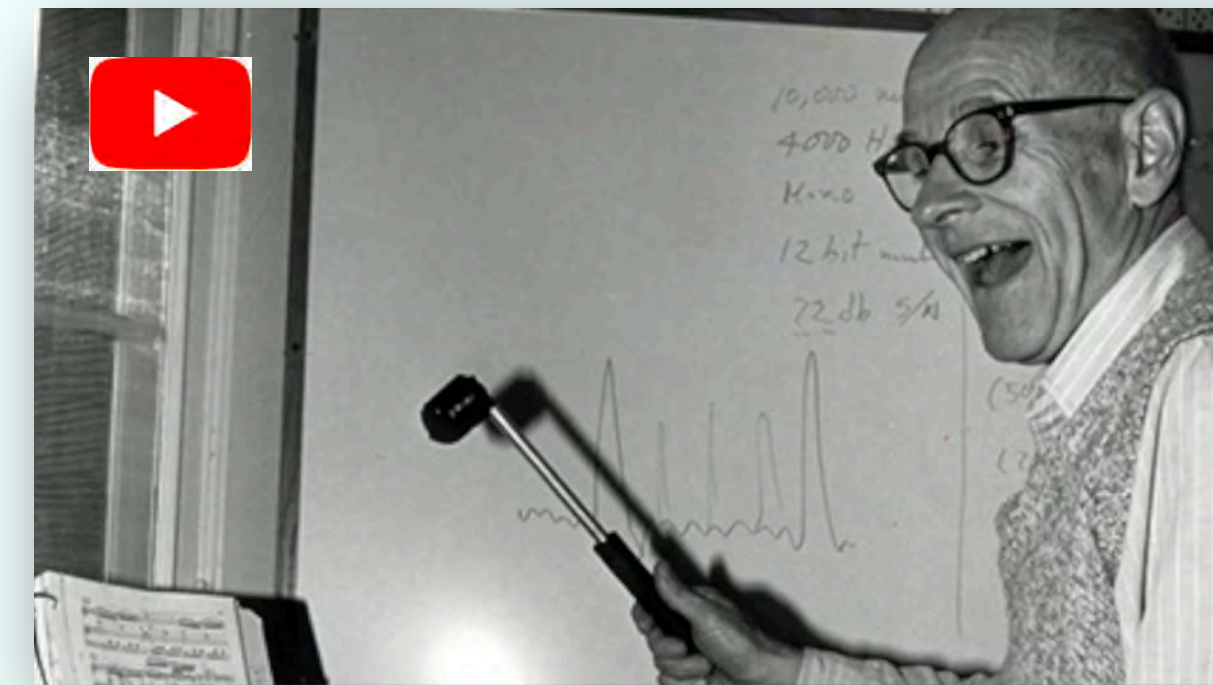


# Kelly-Lochbaum Vocal Tract Model (1961)

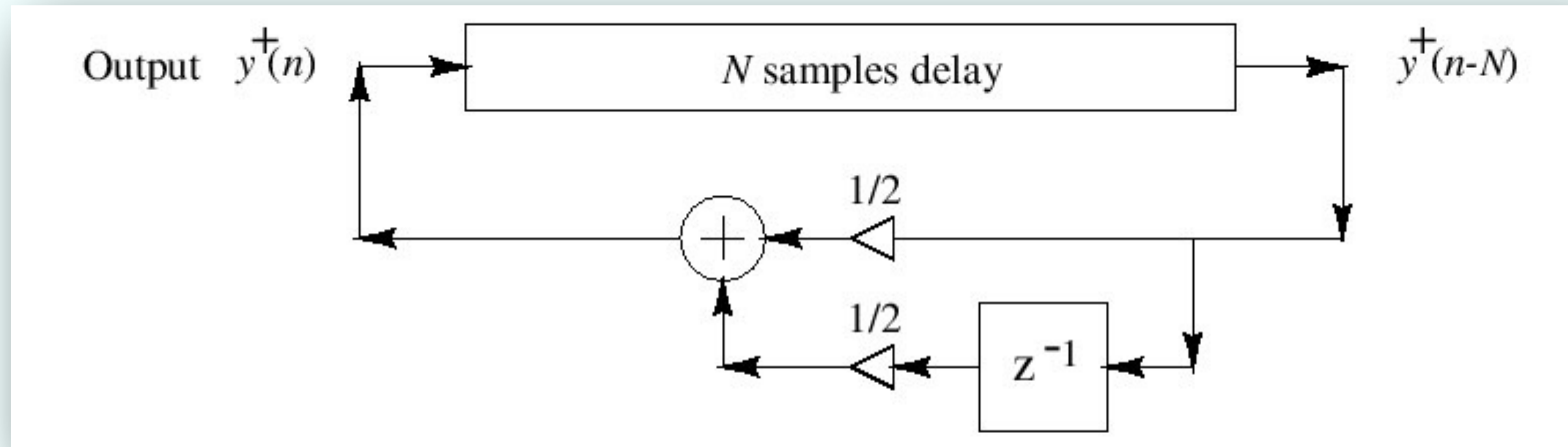


# Daisy Bell (1961)

- Daisy Bell
- Vocal part by Kelly and Lochbaum (1961)
- Musical accompaniment by Max Mathews
- Computed on an IBM 704
- Based on Russian speech-vowel data from Gunnar Fant's book
- Probably the first digital physical-modeling synthesis sound example by any method
- Inspired Arthur C. Clarke to adapt it for "2001: A Space Odyssey" the Hal 9000's "first song"



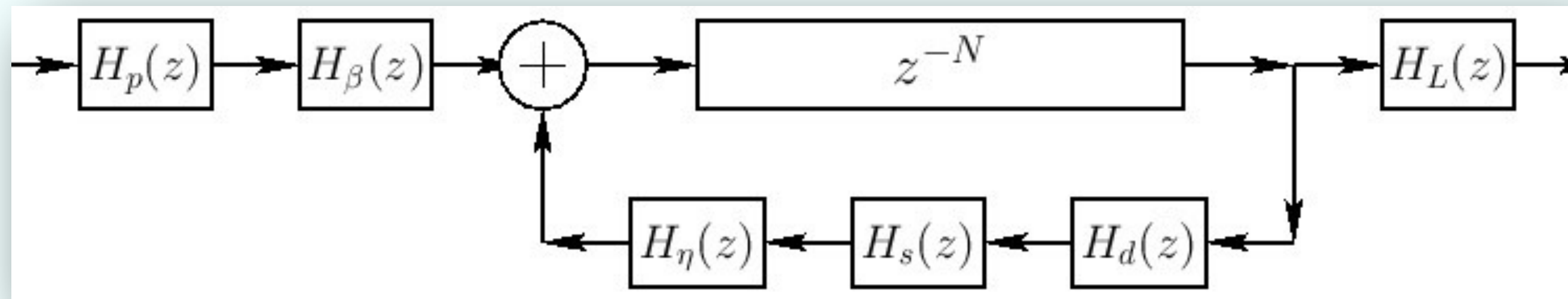
# Karplus-Strong (KS) Algorithm (1978)



- Discovered (1978) as “self-modifying wavetable synthesis”
- Wavetable is preferably initialized with random numbers
- Licensed to Mattel
- The first musical use of the algorithm was in the work “*May All Your Children Be Acrobats*” written in 1981 by David A. Jaffe.



# EKS Algorithm (Jaffe-Smith 1983)



$$H_p(z) = \frac{1-p}{1-pz^{-1}} = \text{pick-direction lowpass filter}$$

$$H_\beta(z) = 1 - z^{-\lfloor \beta N + 1/2 \rfloor} = \text{pick-position comb filter, } \beta \in (0, 1)$$

$$H_d(z) = \text{string-damping filter (one/two poles/zeros typical)}$$


$$H_s(z) = \text{string-stiffness allpass filter (several poles and zeros)}$$

$$H_\eta(z) = -\frac{\eta(N) - z^{-1}}{1 - \eta(N)z^{-1}} = \text{first-order string-tuning allpass filter}$$

$$H_L(z) = \frac{1-R_L}{1-R_Lz^{-1}} = \text{dynamic-level lowpass filter}$$



- Musical Example “Silicon Valley Breakdown” (Jaffe 1992)
- Musical Example BWV-1041 (used to intro the NeXT machine 1988)




# The KS and EKS Papers Were Published Simultaneously in the Computer Music Journal (CMJ) (1983)

**Kevin Karplus**  
Computer Science Department  
Cornell University  
Ithaca, New York 14853

**Alex Strong**  
Computer Science Department  
Stanford University  
Stanford, California 94305

## Digital Synthesis of Plucked-String and Drum Timbres



**Introduction**

There are many techniques currently used for digital music synthesis, including frequency modulation (FM) synthesis, waveshaping, additive synthesis, and subtractive synthesis. To achieve rich, natural sounds, all of them require fast arithmetic capability, such as is found on expensive computers or digital synthesizers. For musicians and experimenters without access to these machines, musically interesting digital synthesis has been almost impossible.

The techniques described in this paper can be implemented quite cheaply on almost any computer. Real-time synthesis implementations have been done for Intel 8080A (by Alex Strong), Texas Instruments TMS9900 (by Kevin Karplus), and SC/MP (by Mike Plass) microprocessors. David Jaffe and Julius Smith have programmed the Systems Concept Digital Synthesizer at the Center for Computer Research in Music and Acoustics (CCRMA) to perform several variants of the algorithms (Jaffe and Smith 1983).

Not only are the algorithms simple to implement in software, but hardware realizations are easily done. The authors have designed and tested a custom  $n$ -channel metal-oxide semiconductor (nMOS) chip (the Digitar chip), which computes 16 independent notes, each with a sampling rate of 20 KHz.

Despite the simplicity of the techniques, the sound is surprisingly rich and natural. When the

plucked-string algorithm was compared with additive synthesis at Bell Laboratories, it was found that as many as 30 sine wave oscillators were needed to produce a similarly realistic timbre (Sleator 1981). The entire plucked-string algorithm requires only as much computation as one or two sine wave oscillators.

The parameters available for control are pitch, amplitude, and decay time. The pitch is specified by an integer that is approximately the period of the sound, in samples (periodicity parameter  $p$ ). Amplitude is specified as the initial peak amplitude  $A$ . Decay time is determined by the pitch and by a decay stretch factor  $S$ .

The algorithms in this paper lack the versatility of FM synthesis, additive synthesis, or subtractive synthesis. They are, however, cheap to implement, easy to control, and pleasant to hear. For musicians interested primarily in performing and composing music, rather than designing instruments, these algorithms provide a welcome new technique. For those interested in instrument design, they open a new field of effective techniques to explore.

**Wavetable Synthesis**

One standard synthesis technique is the *wavetable synthesis* algorithm. It consists of repeating a number of samples over and over, thus producing a purely periodic signal. If we let  $Y_t$  be the value of the  $t$ th sample, the algorithm can be written mathematically as

$$Y_t = Y_{t-p}$$


The parameter  $p$  is called the *wavetable length* or *periodicity parameter*. It represents the amount of memory needed and the period of the tone (in sam-

*Karplus and Strong* 43

This content downloaded from 24.5.143.42 on Tue, 28 Apr 2020 21:19:31 UTC  
All use subject to <https://about.jstor.org/terms>

**David A. Jaffe and Julius O. Smith**  
Center for Computer Research in Music and Acoustics (CCRMA)  
Stanford University  
Stanford, California 94305

## Extensions of the Karplus-Strong Plucked-String Algorithm



**Introduction**

In 1960, an efficient computational model for vibrating strings, based on physical resonating, was proposed by McIntyre and Woodhouse (1960). This model plays a crucial role in their recent work on bowed strings (McIntyre, Schumacher, and Woodhouse 1981; 1983), and methods for calibrating the model to recorded data have been developed (Smith 1983).

Independently, in 1978, Alex Strong devised an efficient special case of the McIntyre-Woodhouse string model that produces remarkably rich and realistic timbres despite its simplicity (Karplus and Strong 1983). Since then, Strong and Kevin Karplus have explored several variations and refinements of the algorithm, with an emphasis on small-system implementations. We have found that the Karplus-Strong algorithm can be used with equally impressive results on fast, high-power equipment. The availability of multiplies, for example, allows several modifications and extensions that increase its usefulness and flexibility. These extensions are described in this paper. The developments were motivated by musical needs that arose during the composition of *May All Your Children Be Acrobats* (1981) for computer-generated tape, eight guitars, and voice and *Silicon Valley Breakdown* (1982) for four-channel, computer-generated tape, both written by David Jaffe. Our theoretical approach and the extensions based on it have also been applied to the McIntyre-Woodhouse algorithm (Smith 1983).

David A. Jaffe is also affiliated with the Music Department at Stanford University, and Julius O. Smith is also affiliated with the Electrical Engineering Department there.

Computer Music Journal, Vol. 7, No. 2, Summer 1983, 0148-9267/83/020056-14 \$04.00/0, © 1983 Massachusetts Institute of Technology.

**The String-Simulation Algorithm**

The Karplus-Strong plucked-string algorithm is presented in this issue of *Computer Music Journal*. From our point of view, the algorithm consists of a high-order *digital filter*, which represents the string, and a short *noise burst*, which represents the "pluck."<sup>1</sup> The digital filter is given by the difference equation

$$y_n = x_n + \frac{y_{n-N} + y_{n-(N+1)}}{2}, \quad (1)$$

where  $x_n$  is the input signal amplitude at sample  $n$ ,  $y_n$  is the output amplitude at sample  $n$ , and  $N$  is the (approximate) desired pitch period of the note in samples. The noise burst is defined by

$$x_n = \begin{cases} Au_n, & n = 0, 1, 2, \dots, N-1 \\ 0, & n \geq N, \end{cases}$$

where  $A$  is the desired amplitude, and  $u_n \in [-1, 1]$  is the output of a random-number generator. The output  $y_n$  is taken beginning at time  $n = N$  in our implementation.

**Analysis of the String Simulator**

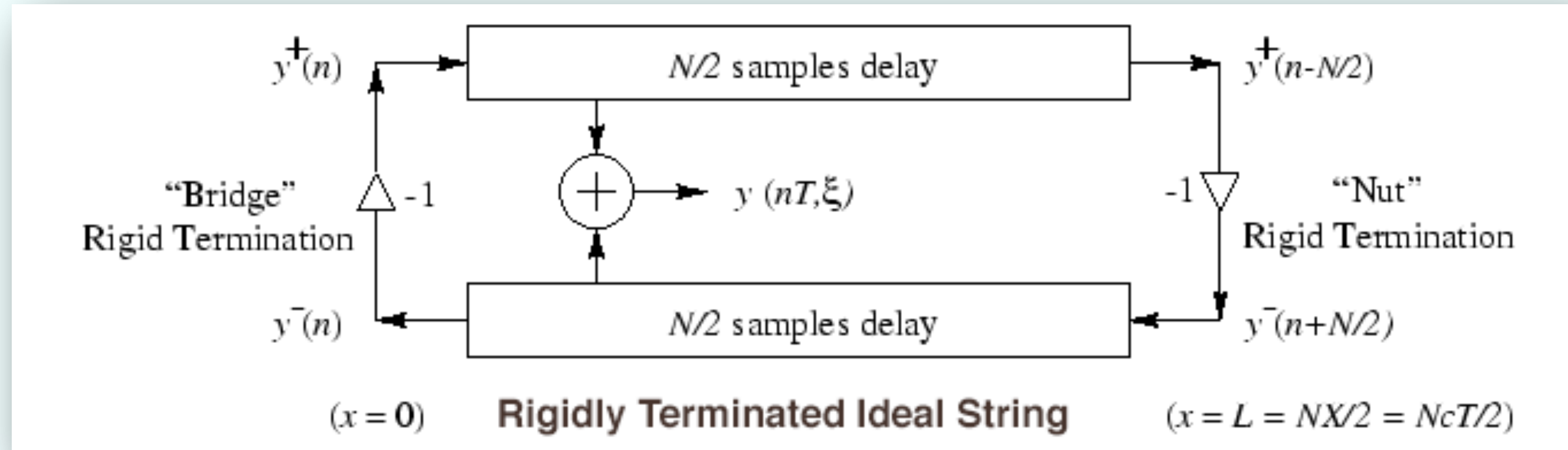
Before proceeding to practical extensions of the algorithm, we will describe the theory on which many of them are based. Various concepts from digital filter theory are employed. For a tutorial introduction to digital filter theory, see the works by Smith (1982b) and Steiglitz (1974).

The input-output relation of Eq. (1) may be ex-

1. In some situations, the sound more closely resembles a string struck with a hammer or mallet than one plucked with a pick, but we will always use the term *pluck* when referring to the excitation.

56 *Computer Music Journal*

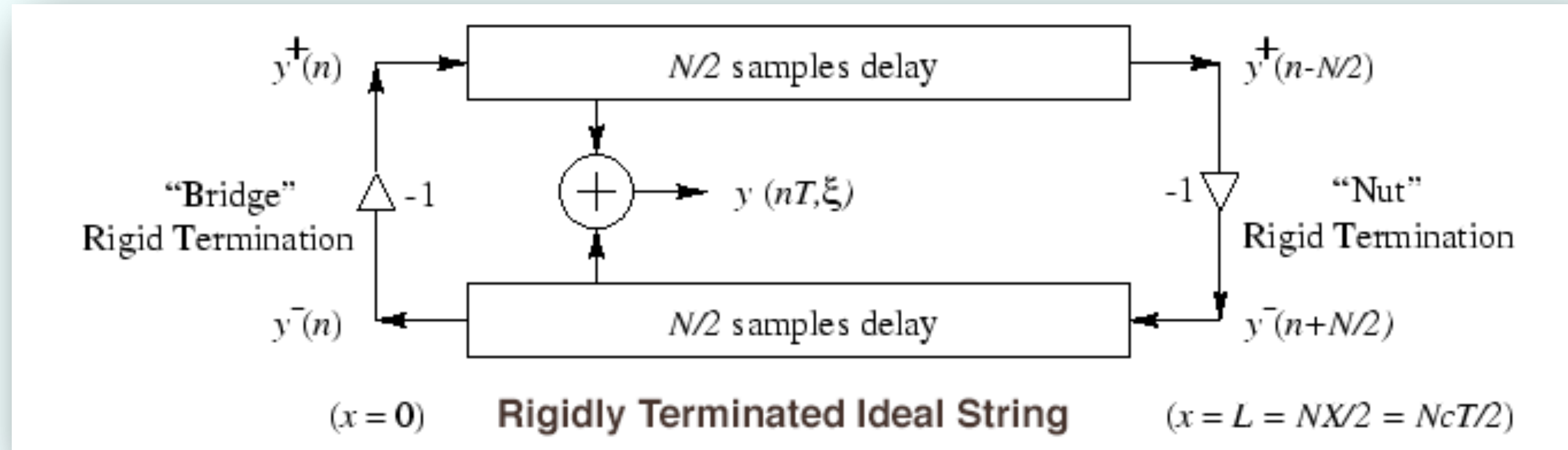
# Digital Waveguide Models (Smith 1985)



- Equivalent to d'Alembert's Solution to the Partial Differential Equation for a string (1747)
- Used for the Yamaha VL Family (1994)
- Shakuhachi, Tenor Sax



# Digital Waveguide Models (Smith 1985)

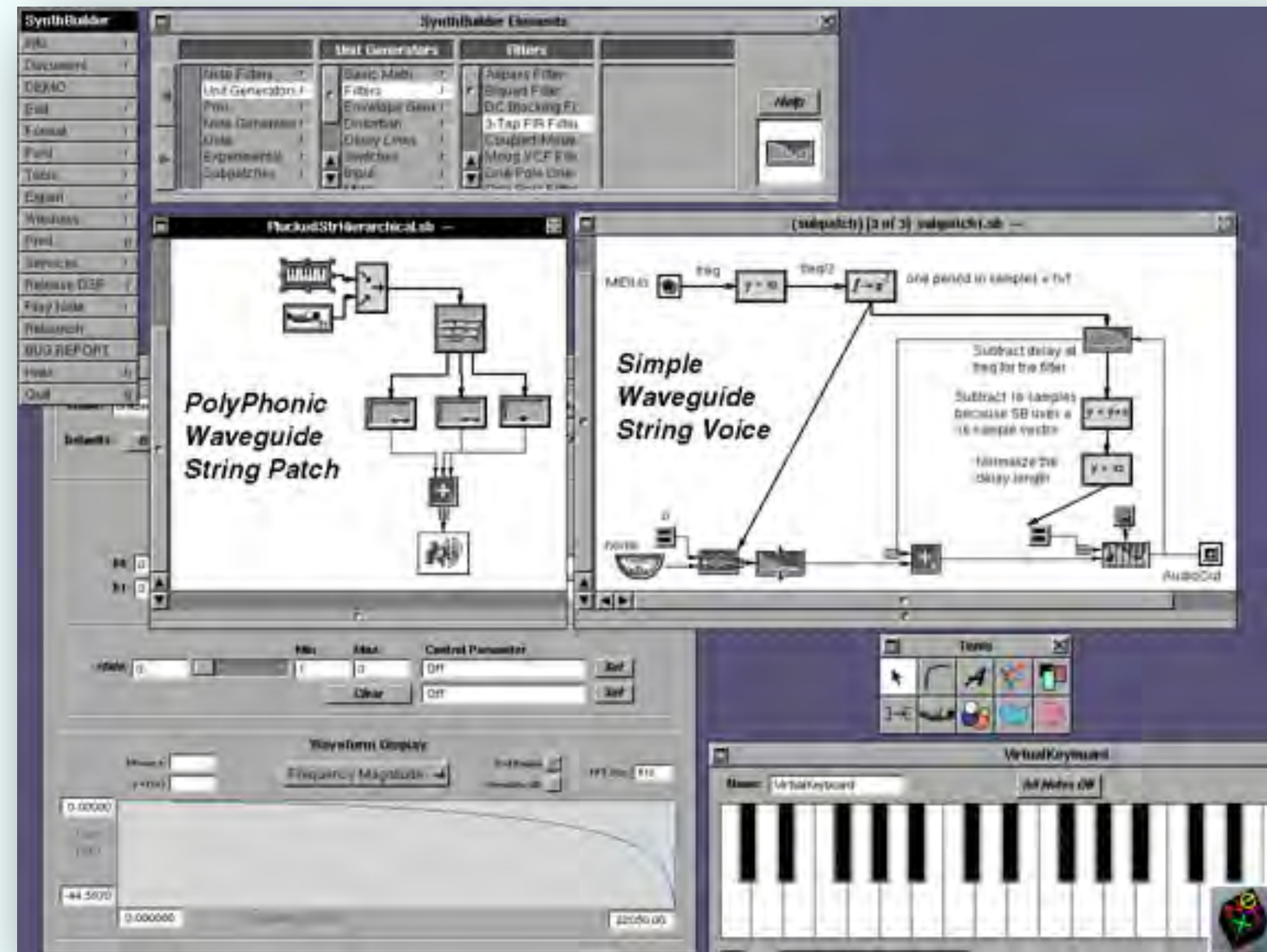


- Equivalent to d'Alembert's Solution to the Partial Differential Equation for a string (1747)
- Used for the Yamaha VL Family (1994)
- Shakuhachi, Tenor Sax



# SynthBuilder (Porcaro et al 1993-1997)






- SynthBuilder was a rapid-prototyping tool on the NeXT machine for the development of music synthesis and effects patches. Initially for the 56k DSP and later for SynthServer/SynthScript.
- Leveraged the NeXT Music Kit and the source code for the NeXT Draw Program.
- It played a major role in the development of physical models including Coupled Mode Synthesis (Van Duyne), Virtual Analog (Stinson, Smith) Sondius Program.
- SynthBuilder was written by Nick Porcaro with significant contributions from David Jaffe and Pat Scandalis, Julius Smith, Tim Stinson and Scott Van Dyne.

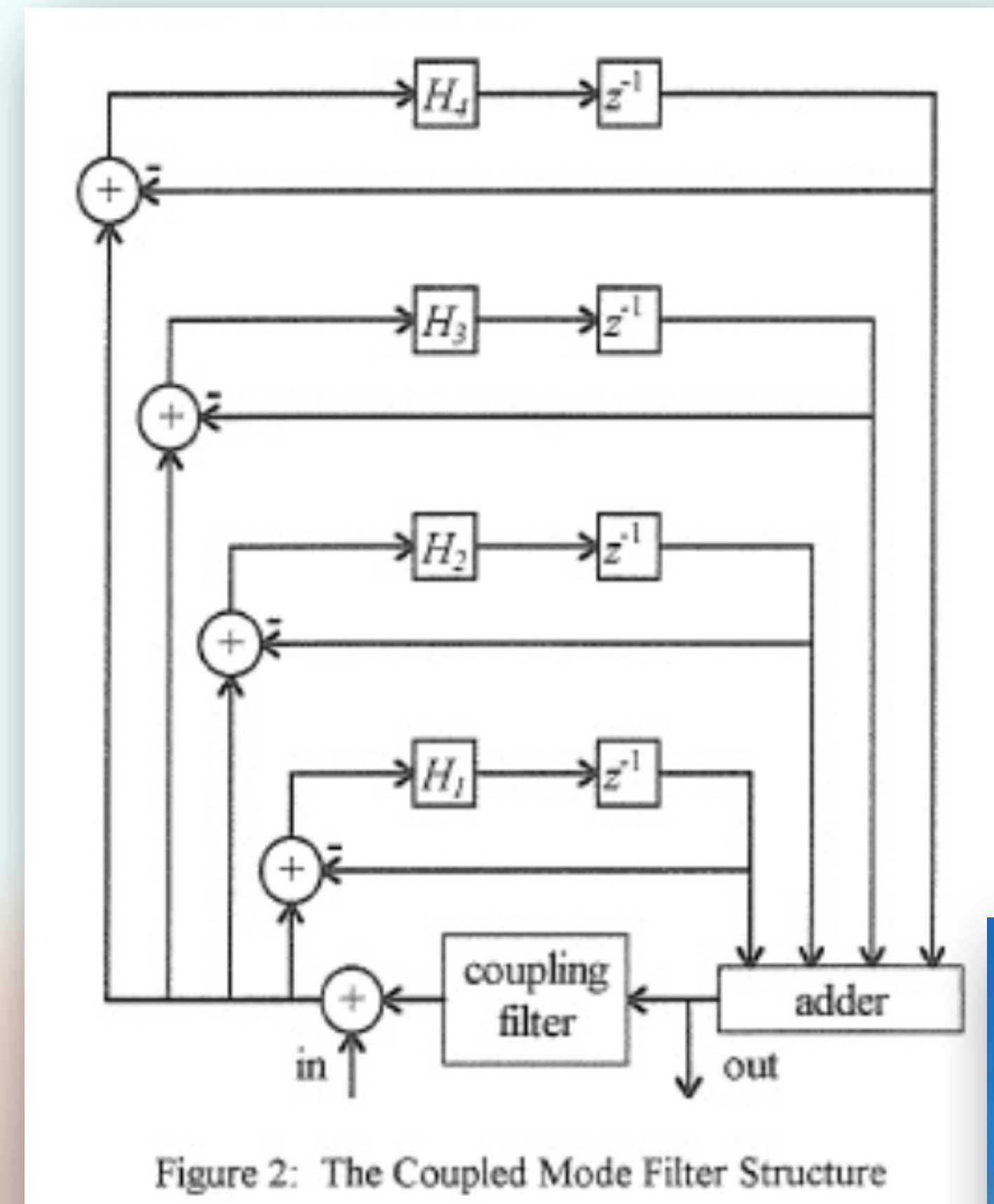


1997 SynthBuilder won the Grand Prize in the Bourges International Music Software Competition








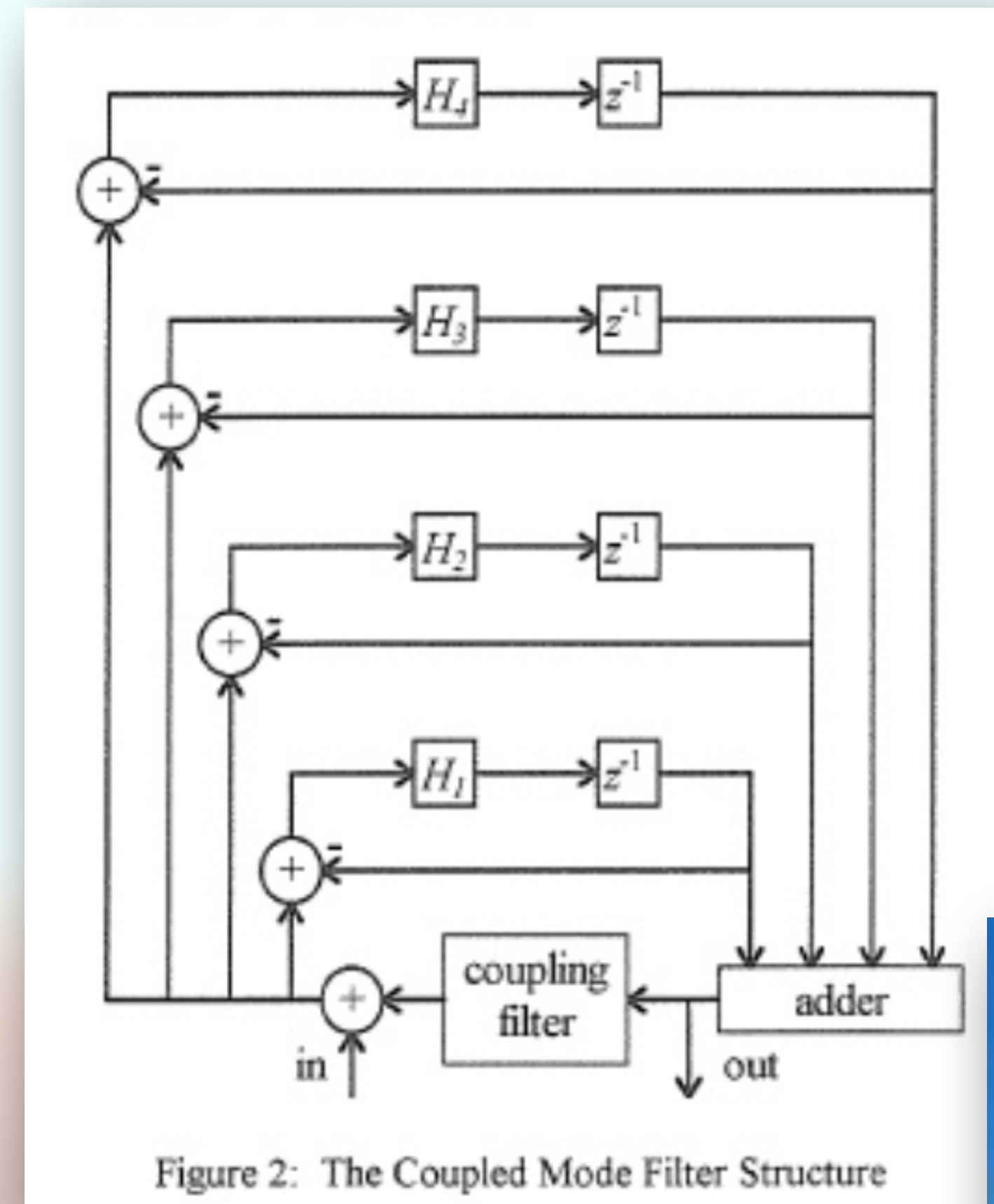
# Coupled Mode Synthesis (CMS) (Van Duyne 1996)

- Modeling of percussion sounds
- Modal technique with coupling
-  Tibetan Bell Model
-  Wind Chime Model
-  Tubular Bells Model
-  Percussion Ensemble
-  Taiko Ensemble








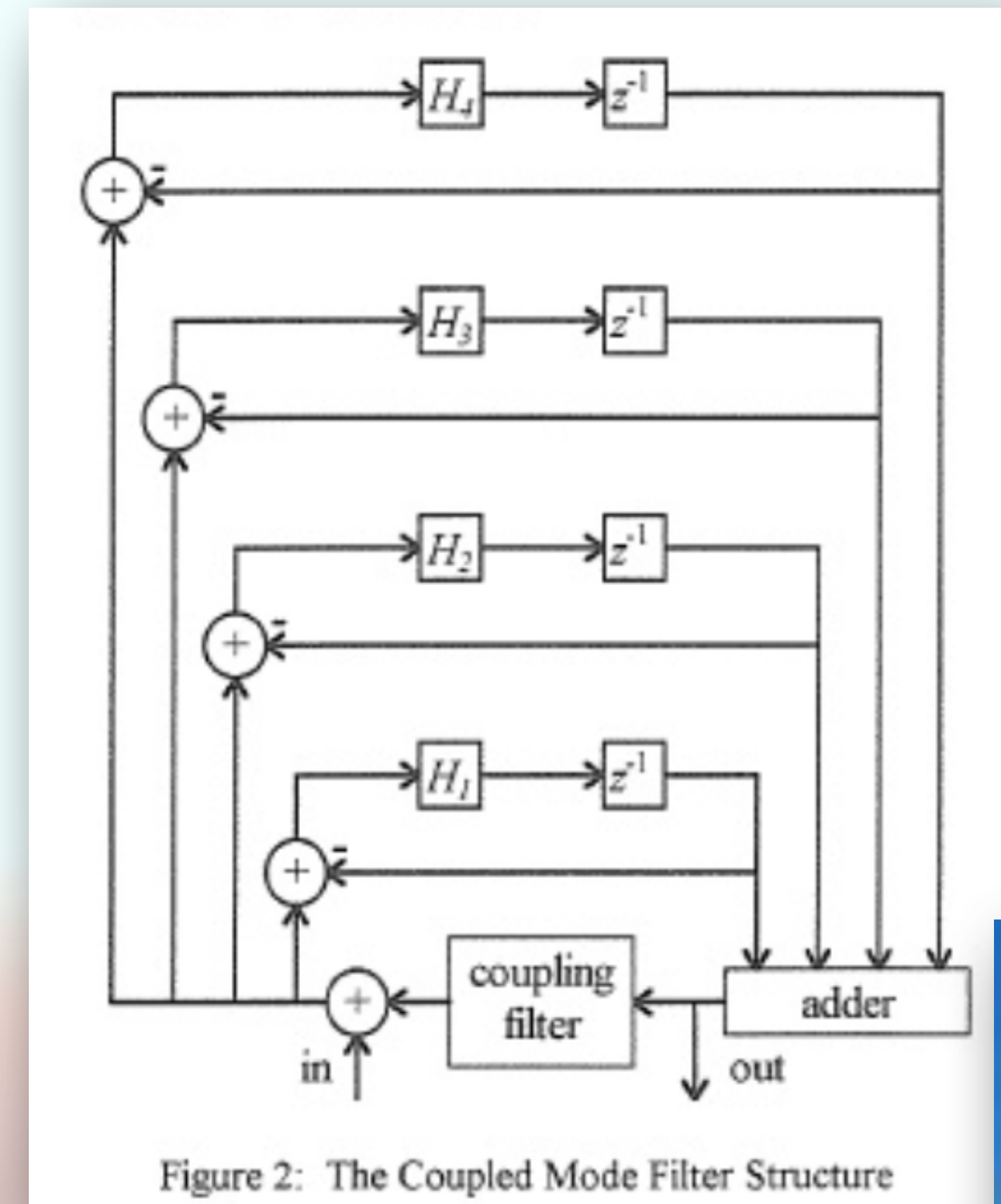
# Coupled Mode Synthesis (CMS) (Van Duyne 1996)

- Modeling of percussion sounds
- Modal technique with coupling
-  Tibetan Bell Model
-  Wind Chime Model
-  Tubular Bells Model
-  Percussion Ensemble
-  Taiko Ensemble








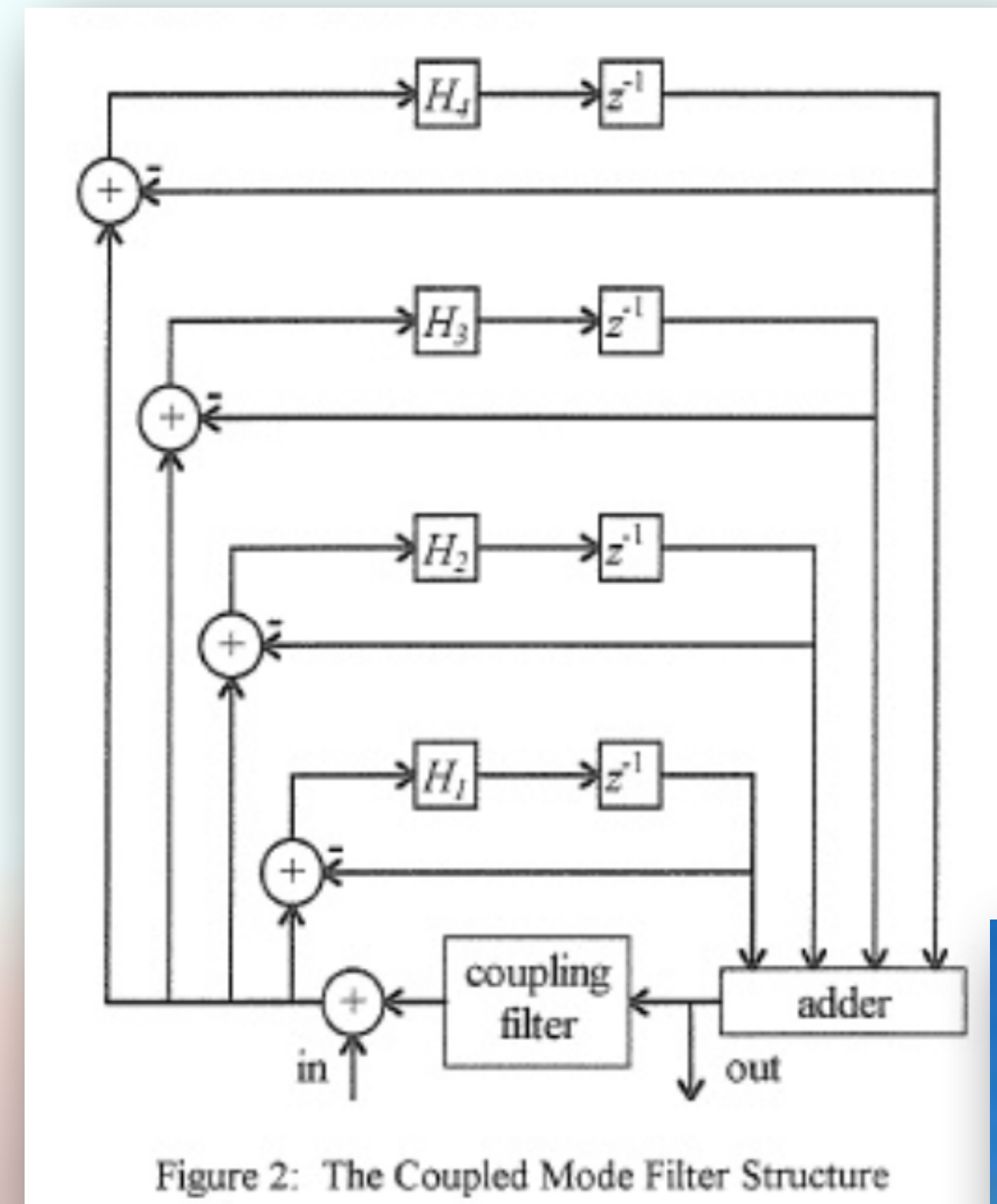
# Coupled Mode Synthesis (CMS) (Van Duyne 1996)

- Modeling of percussion sounds
- Modal technique with coupling
-  Tibetan Bell Model
-  Wind Chime Model
-  Tubular Bells Model
-  Percussion Ensemble
-  Taiko Ensemble








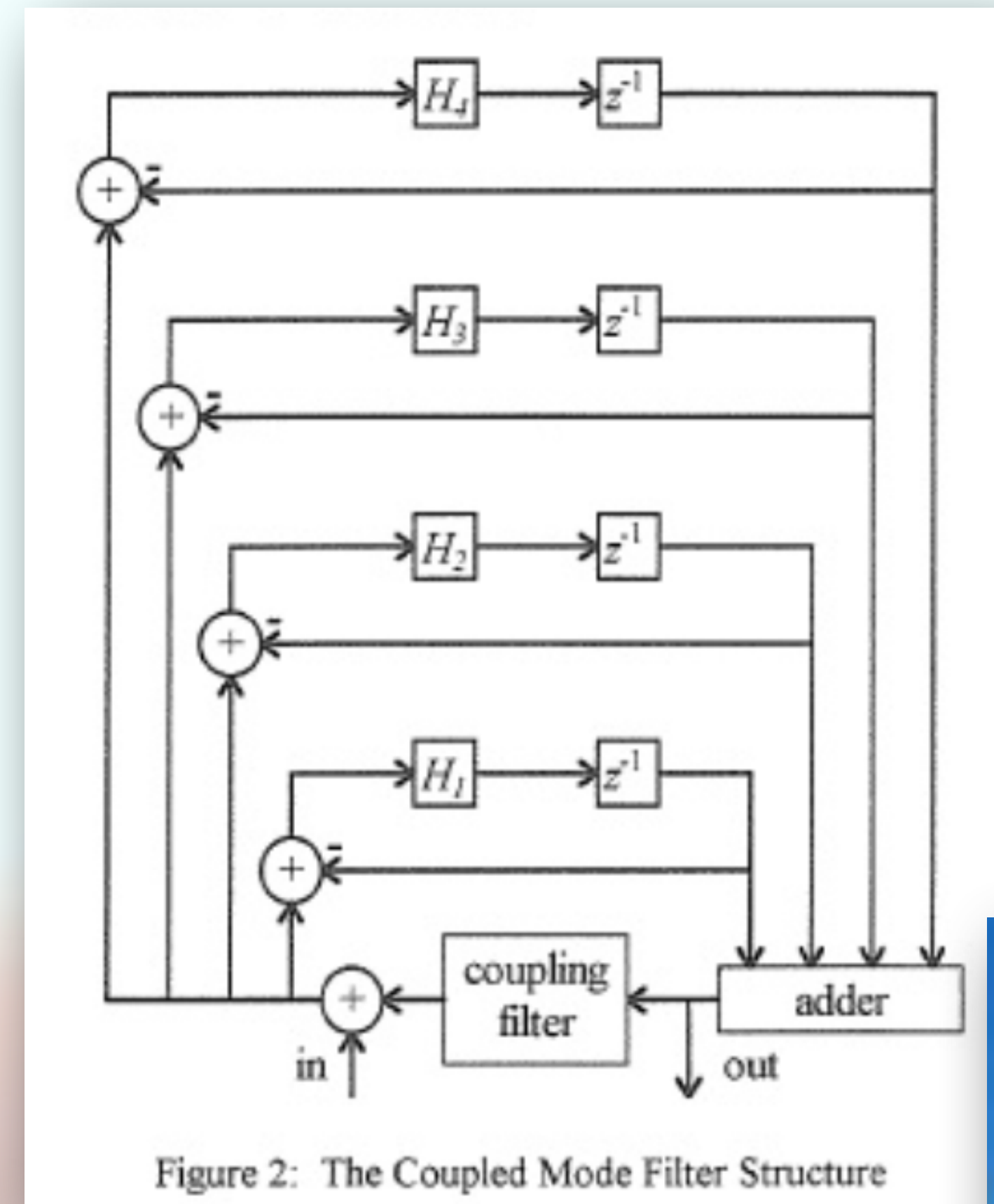
# Coupled Mode Synthesis (CMS) (Van Duyne 1996)

- Modeling of percussion sounds
- Modal technique with coupling
-  Tibetan Bell Model
-  Wind Chime Model
-  Tubular Bells Model
-  Percussion Ensemble
-  Taiko Ensemble



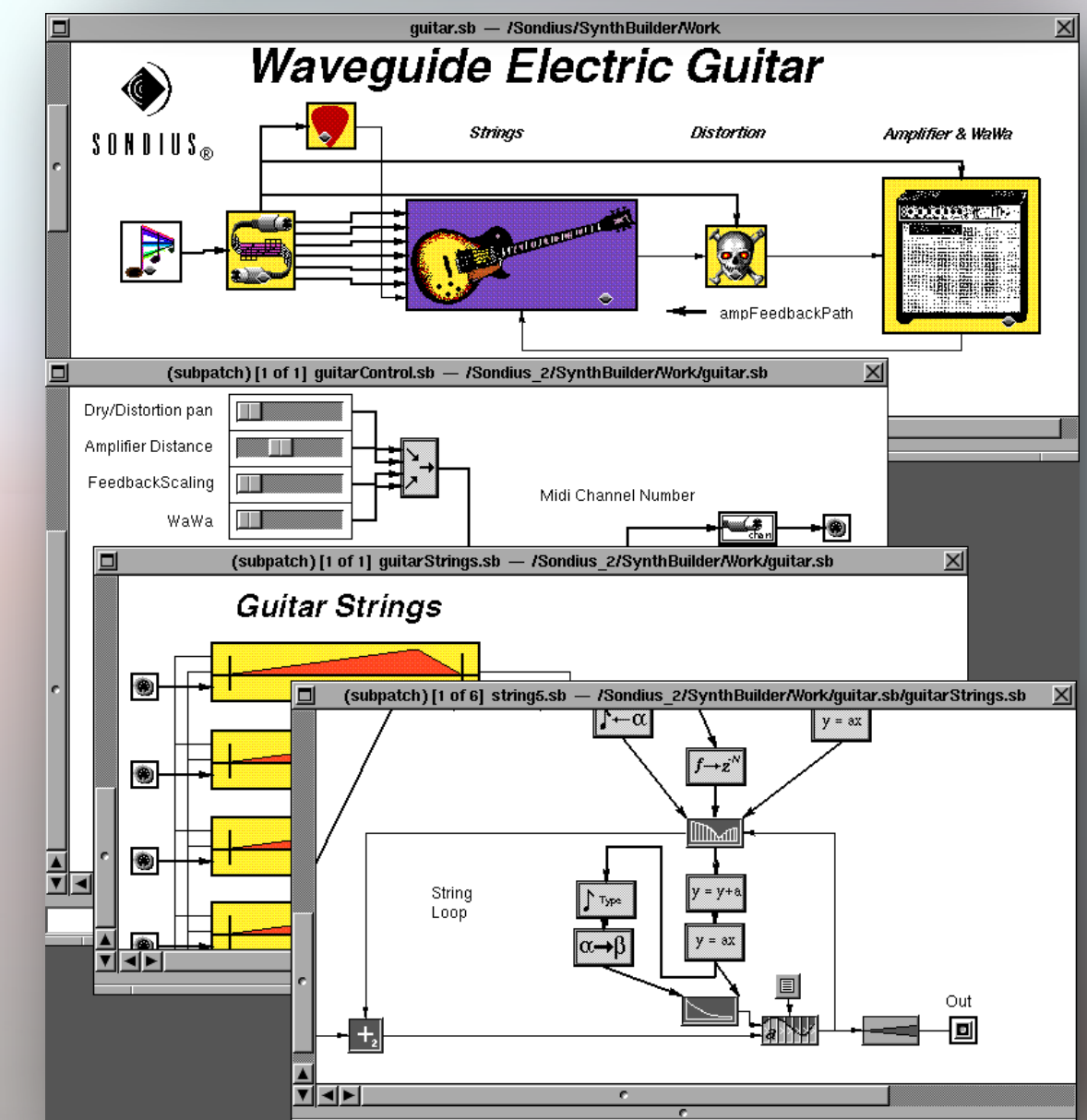

# Coupled Mode Synthesis (CMS) (Van Duyne 1996)

- Modeling of percussion sounds
- Modal technique with coupling
-  Tibetan Bell Model
-  Wind Chime Model
-  Tubular Bells Model
-  Percussion Ensemble
-  Taiko Ensemble



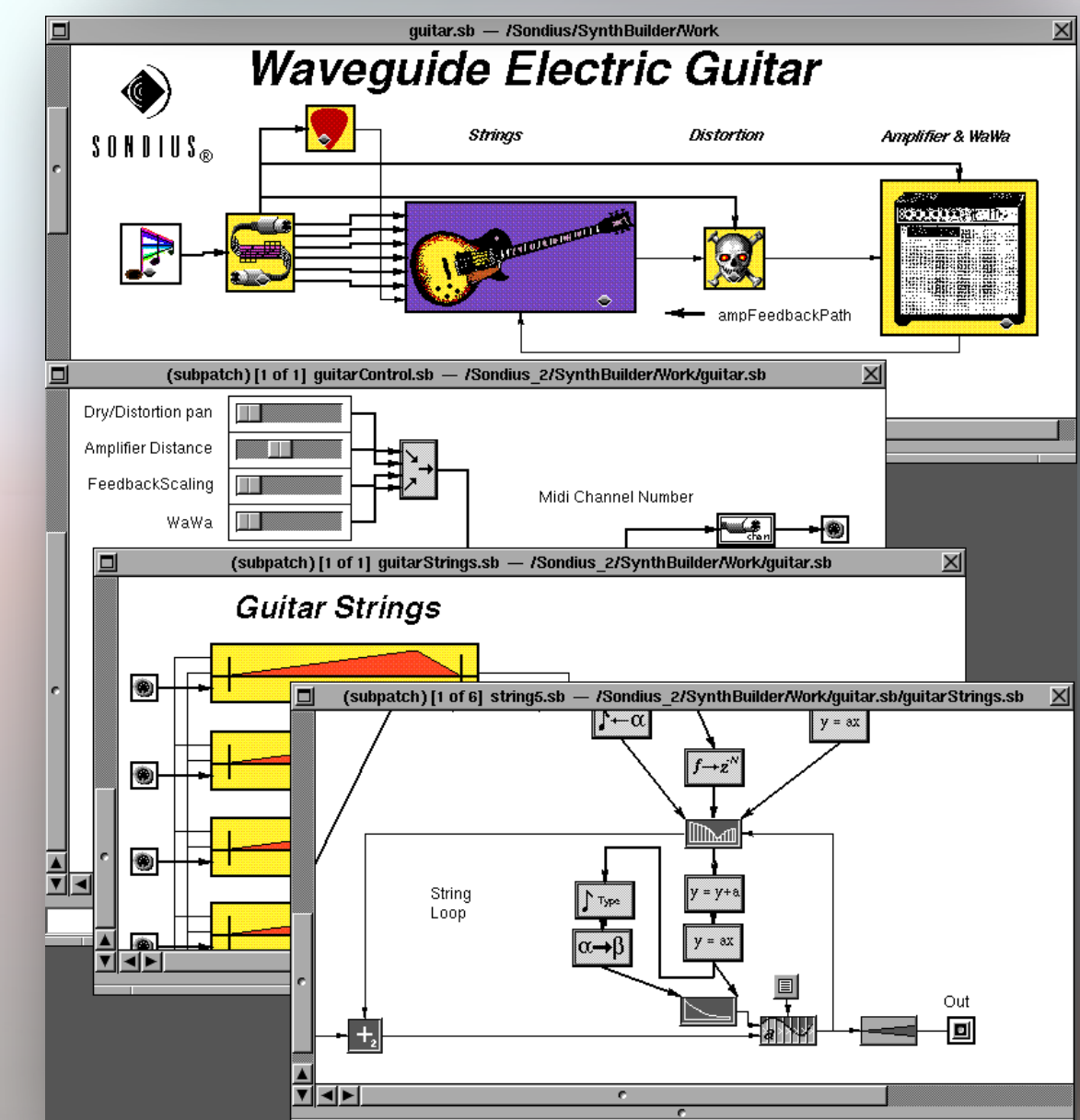

# Guitar Model (Scandalis 1996)

- Built on 1990 work by Charles Sullivan
- Distortion, feedback and effects.
- Initial period excitations to capture the sound of different guitars.
- Controlled with Yamaha G10 guitar controller similar to today's MPE.



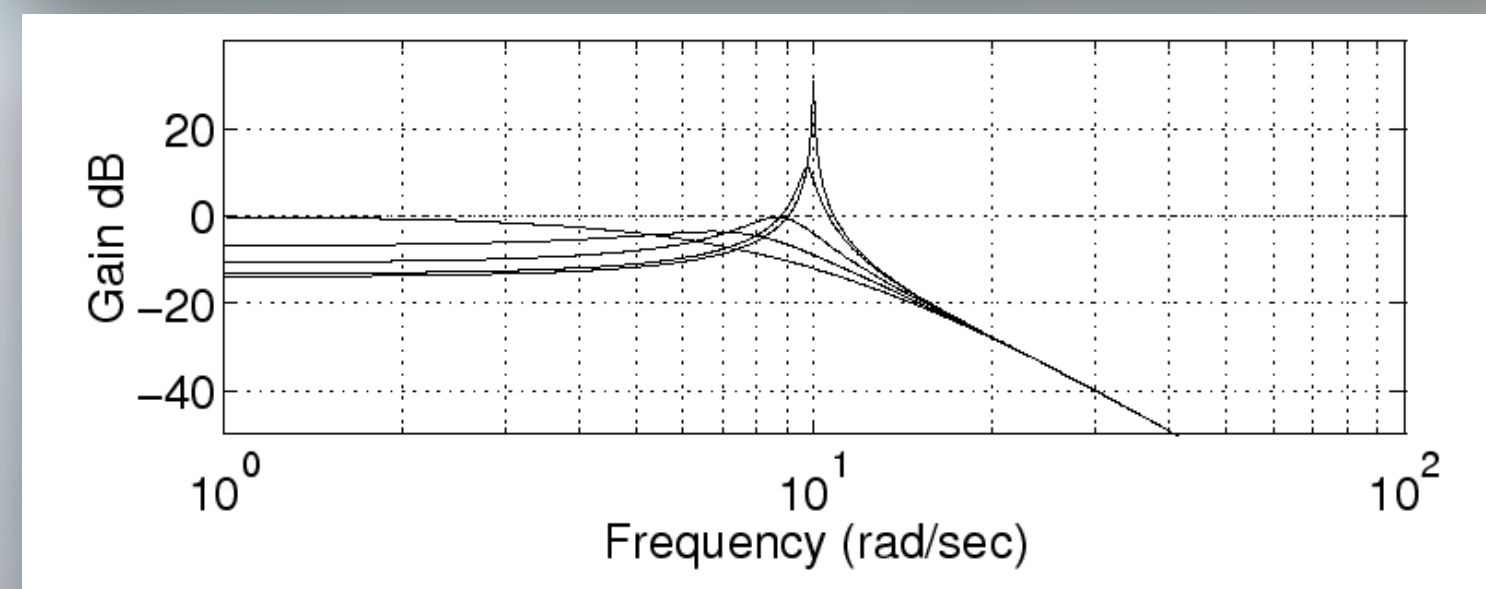
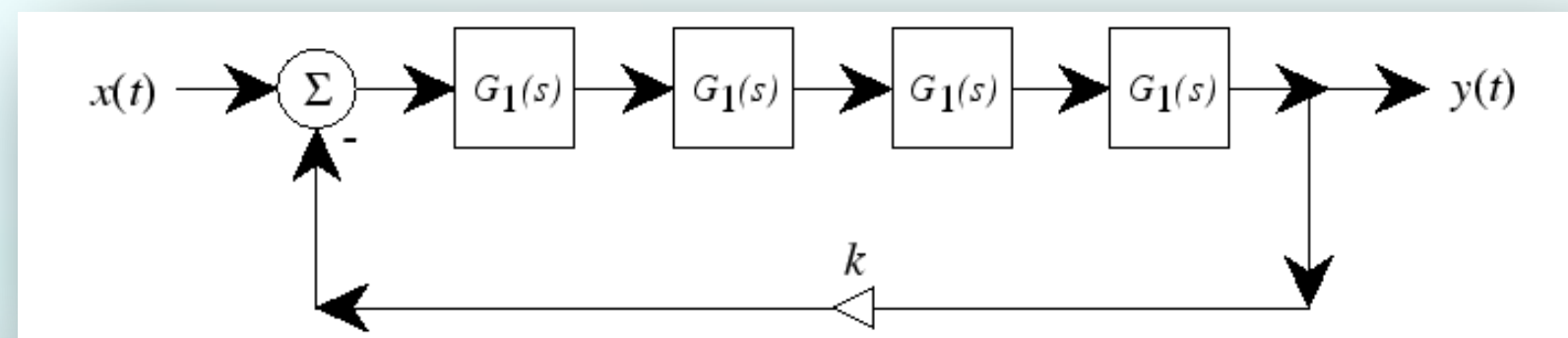
# Guitar Model (Scandalis 1996)

- Built on 1990 work by Charles Sullivan
- Distortion, feedback and effects.
- Initial period excitations to capture the sound of different guitars.
- Controlled with Yamaha G10 guitar controller similar to today's MPE.



# Virtual Analog (Stilson-Smith 1996)

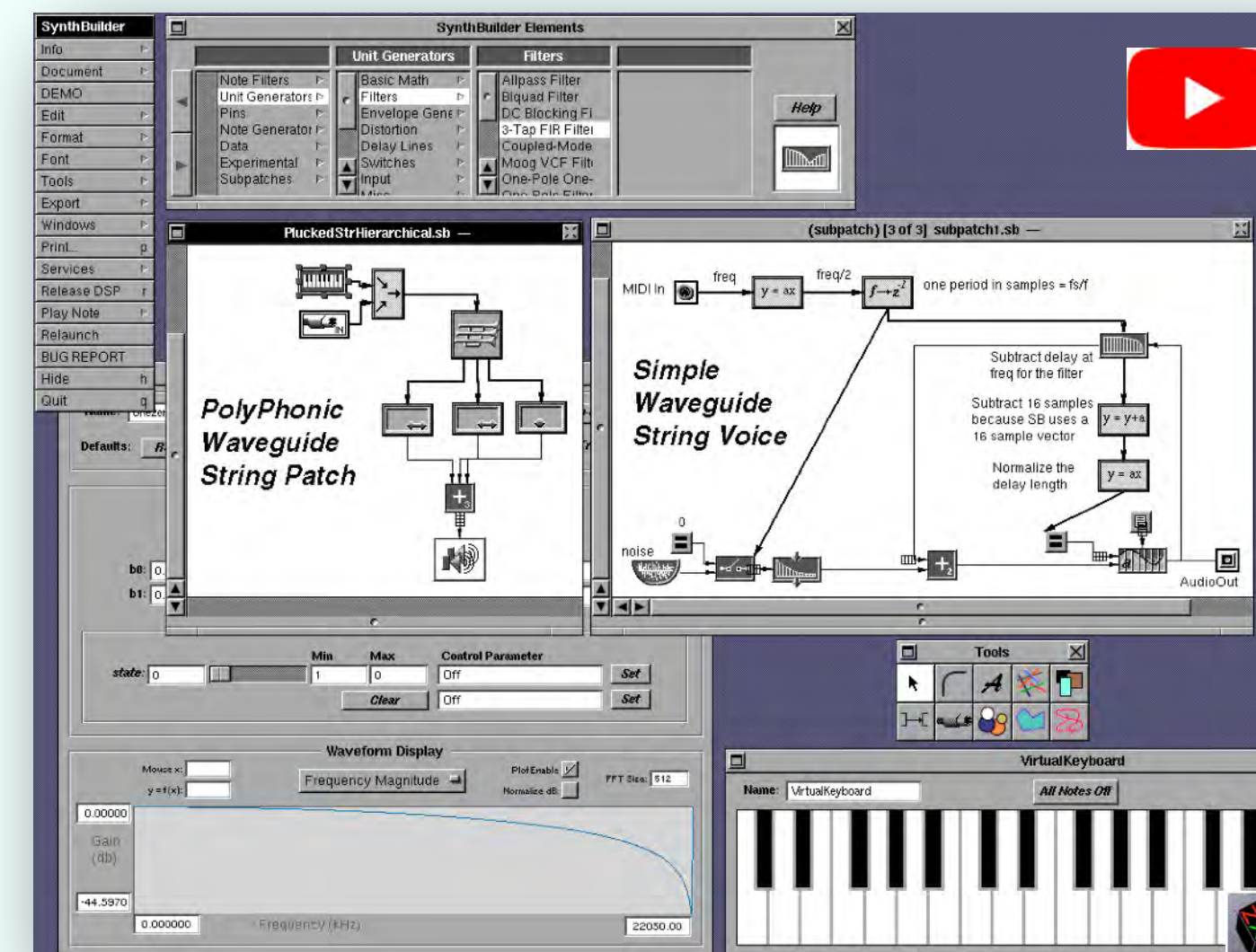
- Alias-Free Digital Synthesis of Classic Analog Waveforms
- Digital implementation of the Moog VCF. Four identical one-poles in series with a feedback loop.
- Sounds great!



# Full Ensembles all Physical Modeling (1997)



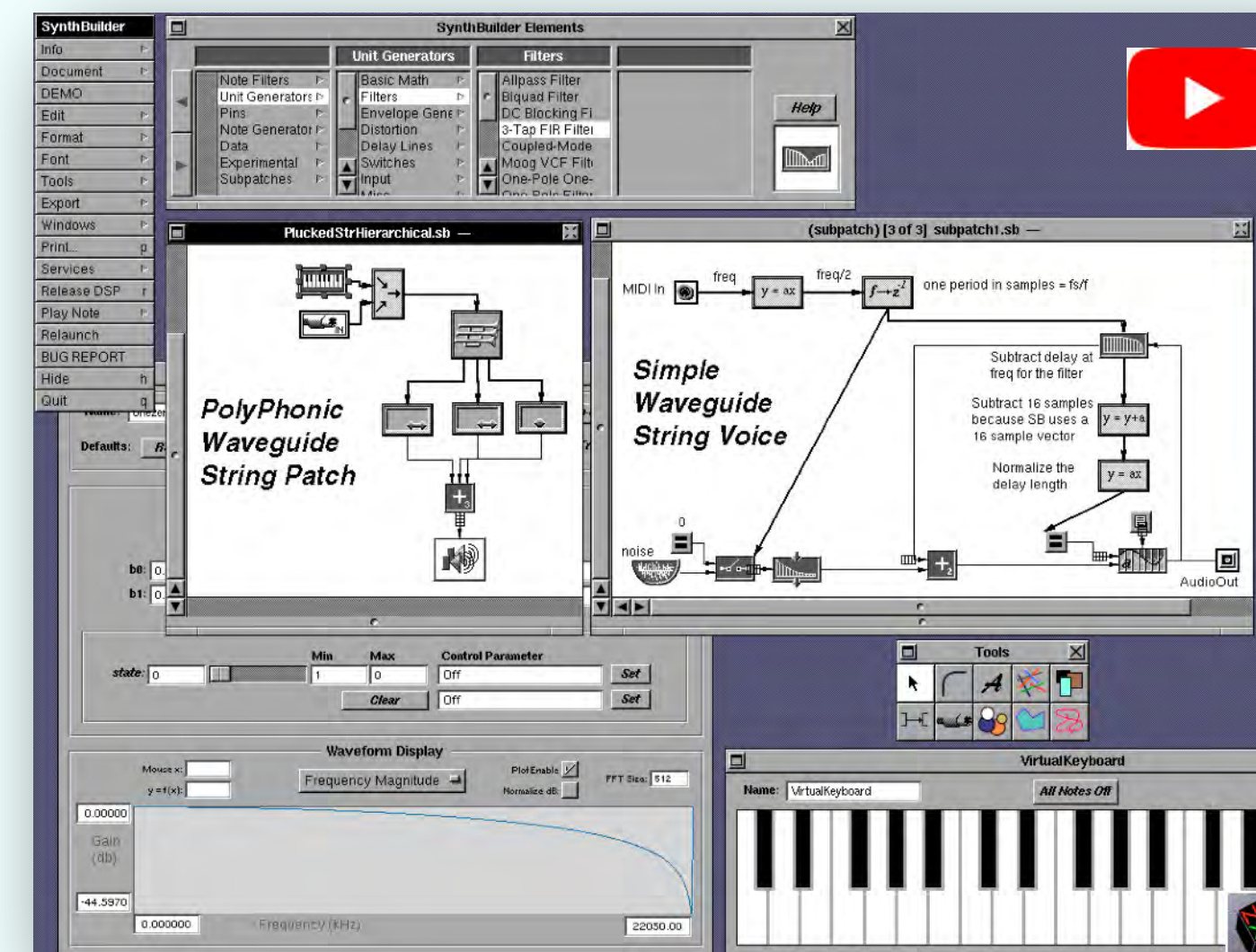
- Stanford OTL/CCRMA created the Sondius project to assist with commercializing physical modeling technologies.
- The result was a modeling tool, SynthBuilder, a DSP farm called Frankenstein, and a set of models covering about two thirds of the General MIDI set.
- Many modeling techniques were used including EKS, Waveguide, Commuted Synthesis, Coupled Mode Synthesis, Virtual Analog.



# Full Ensembles all Physical Modeling (1997)



- Stanford OTL/CCRMA created the Sondius project to assist with commercializing physical modeling technologies.
- The result was a modeling tool, SynthBuilder, a DSP farm called Frankenstein, and a set of models covering about two thirds of the General MIDI set.
- Many modeling techniques were used including EKS, Waveguide, Commuted Synthesis, Coupled Mode Synthesis, Virtual Analog.



# First Generation PM Products

- Yamaha VL-1 + Chipsets (1994-2000)
- Korg SynthKit ... Kronos (1994-present)
- Seer Systems Reality (1997)
- Aureal ASP 301 Chip (1995-1997)
- Staccato SynthCore Sondius Models (1997-2001)



# In 1994 Physical Modeling Was Poised to be the “Next Big Thing”, So What Happened?

- Computationally expensive
- Developing the models is hard. Lots of research.
- Voicing PM is difficult (like FM), voicing samples is more direct.
- Controllers that could express multiple dimensions were not common.



# In 1994 Physical Modeling Was Poised to be the “Next Big Thing”, So What Happened?

- By 1994, FM was the standard for PC Game Music. In part due to its small memory footprint.
- PM was seen by Yamaha as the successor to FM (John Chowning’s pioneer FM patent was expiring).
- The cost of memory starting plummeting in 1996. Sampling became common.
- Some expressivity could be achieved with extensively interpolated samples.
- **Sampling Won!**



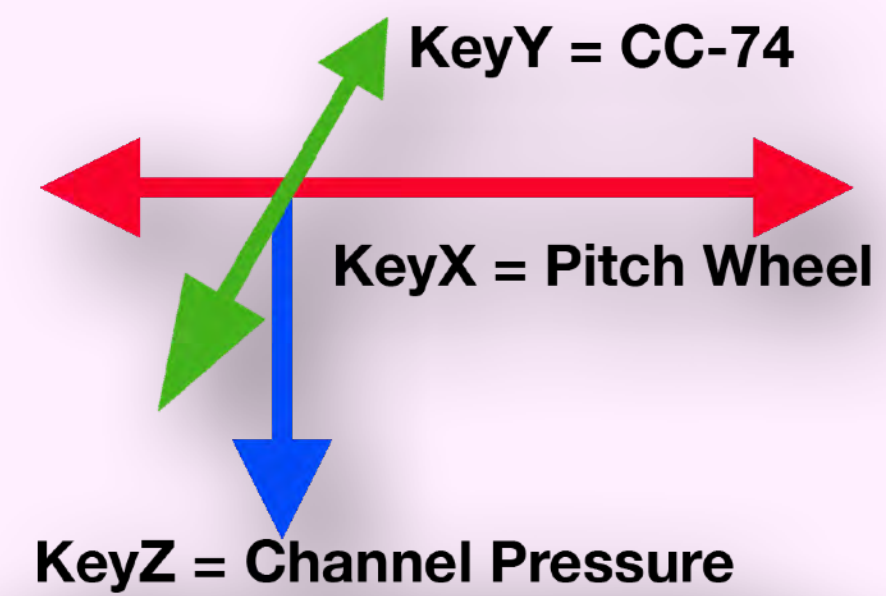


# Why is PM Back?

- **Compute Power** - A DSP Farm is no longer required.
- **Lots of Models Now** - Models require research to create and calibrate.
- **MPE** - There is a new generation of polyphonic expressive controllers based on the MIDI MPE spec.
- **Calibration** - Emerging research to calibrate physical models to specific instruments

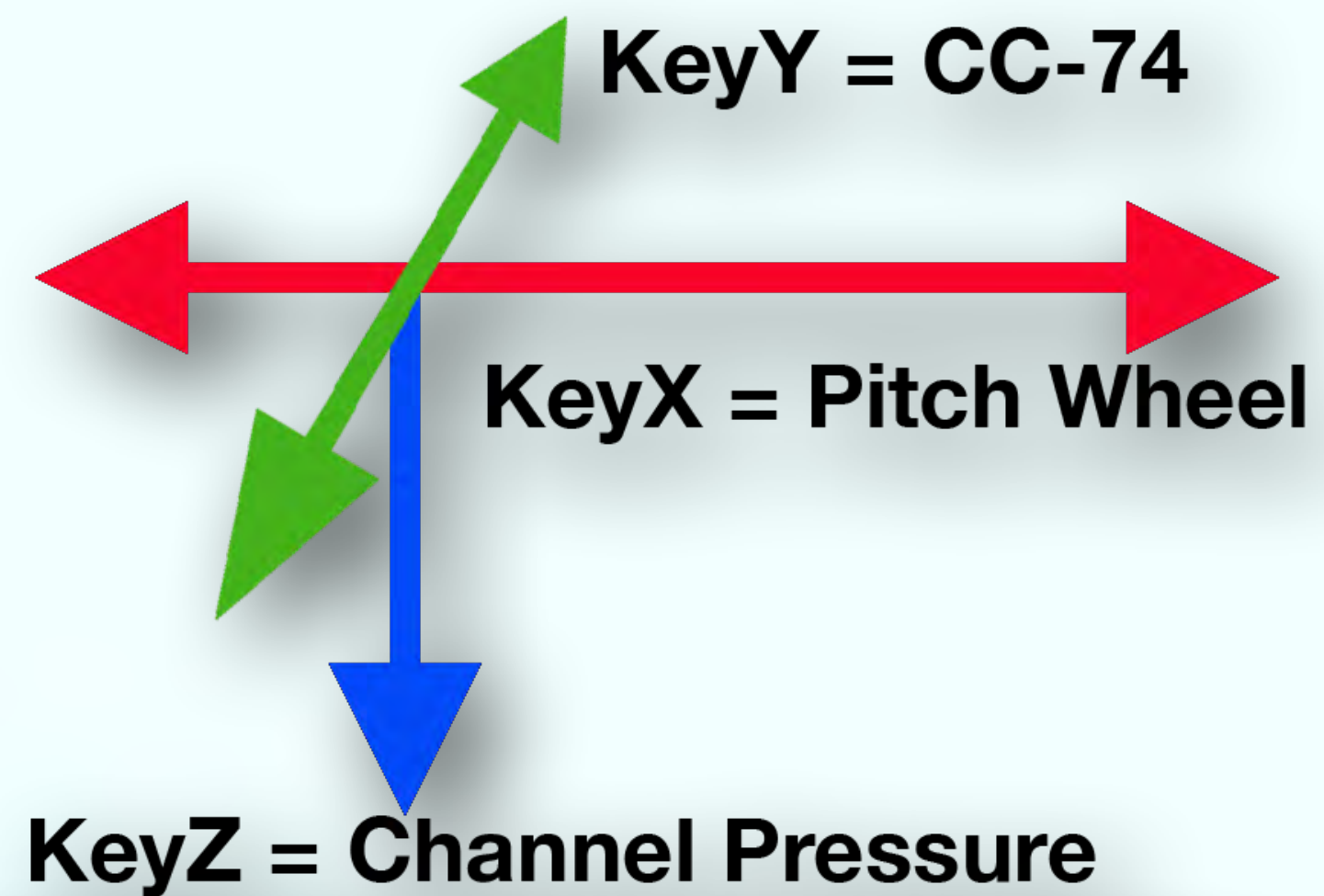


# MPE is an Enabling Technology for Composition and Orchestration



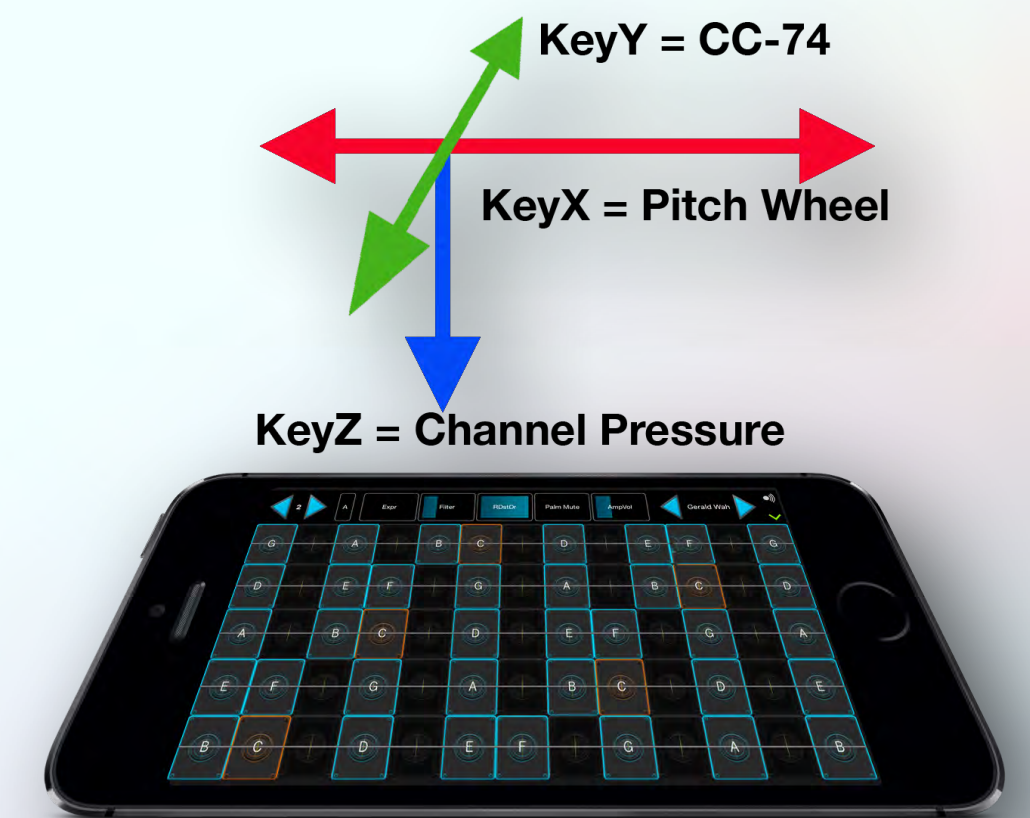
# MPE = MIDI Polyphonic Expression

## MPE + Modeling = BIG DEAL



# MPE in a Nutshell

- Derivative of MIDI Modes 3/4; enabled with RPN-6/0
- Can be Channel-Per-Note (for Keyboards, like the Seaboard) or Channel-Per-Row (String) (GeoShred, LinnStrument, Guitar Controller).
- Expression Control Conventions (per Channel)
  - KeyX – Pitch Bend (Roli calls this *Glide*)
  - KeyY – CC-74 (Roli calls this *Slide*)
  - KeyZ – Channel Pressure (Roli calls this *Press*)
- Provides for Manager Channel (typically 1 or 16) that globally controls the MPE Member Channels (ie modWheel to all Member Channels)



# Some MPE Controllers


- Haken Continuum
- Lumi Keys
- Roli Blocks
- KMI K-Board Pro 4
- Ere Touch
- Ableton Push 2
- Exquis
- Osmose
- Guitar Controllers
- Sensel Morph
- Artiphon INSTRUMENT 1
- Joué
- GeoShred
- Roli Seaboard
- LinnStrument

MPE makes a whole new generation of controllers possible. **Whatever instrument makers dream up!**

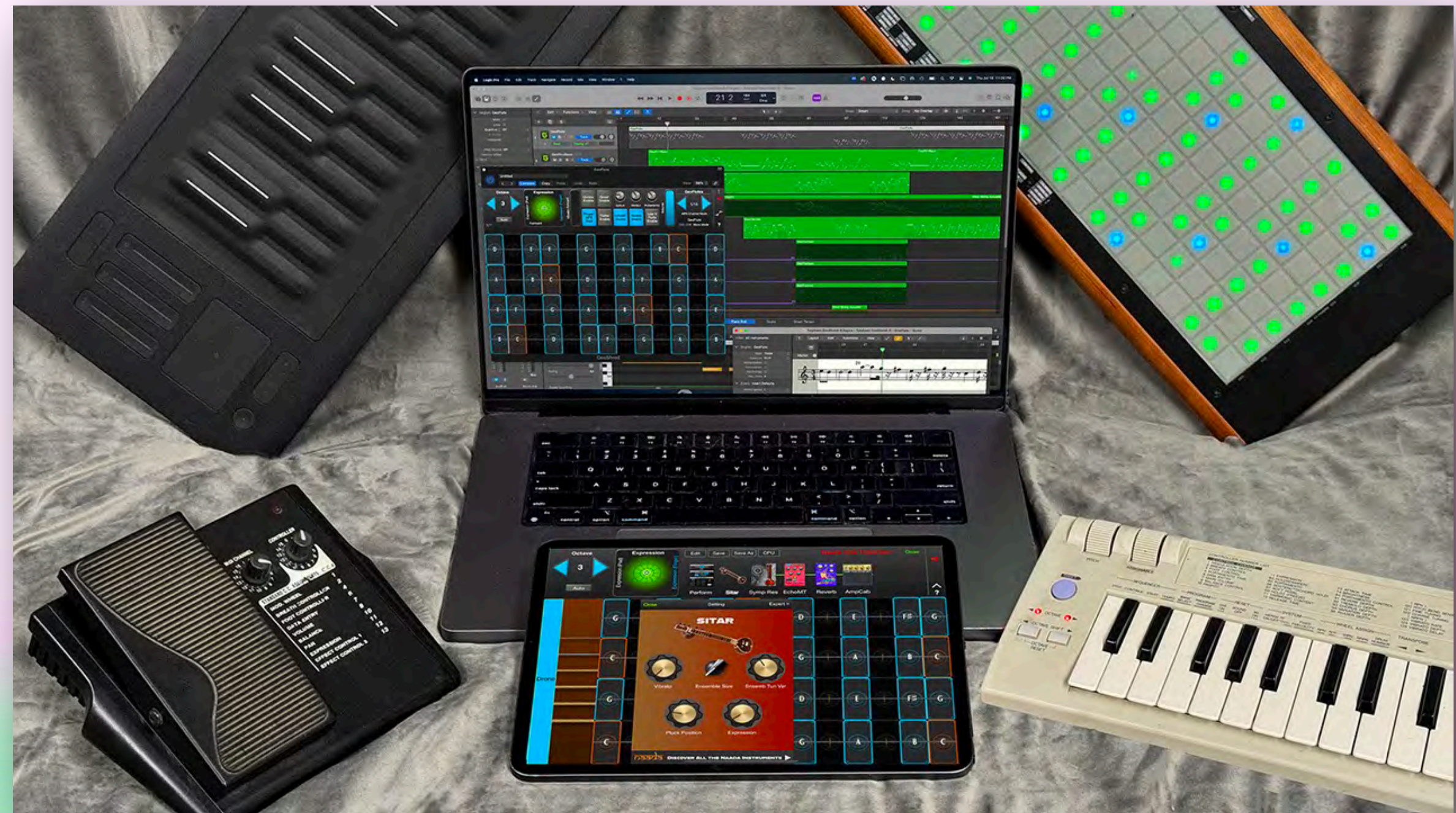


# MPE and The Importance of Pitch Fluidity

- Pitch Fluidity is an essential expressive metaphor for musical performances around the world.
- MPE directly addresses Pitch Fluidity by supporting per-note, multi octave pitch Bending.
- Though not a part of MPE, Pitch Rounding is essential to enable performers to play in-tune in any given temperament. Roli Seaboard, LinnStrument, GeoShred, et al support pitch rounding.



# Full Musical Ensembles Using Physical Models



# Full Musical Ensembles 2026



# About SWAM

- Created and sold since 2017 by Audio Modeling, an Italian company run by Stefano Lucato, Emanuele Parravicini, and Simone Capitani.
- SWAM instruments model 33 string, woodwind, and brass instruments. They are fundamentally based on digital waveguide synthesis technology.
- Performable, real-time synthesis instruments with many MIDI-controllable parameters. Parameters can be mapped to curves that optimize their response in performance.
- Highly expressive, lifelike, and MPE-capable.
- Have MUCH smaller RAM and disk footprints than sample instruments and can load presets nearly instantly.
- Can run standalone or as plugins in DAWs, and also come in iOS versions. GeoSWAM is a family of SWAM instruments built to run in MoForte GeoShred.



# About GeoShred

A Framework for Modeled Instruments and Effects

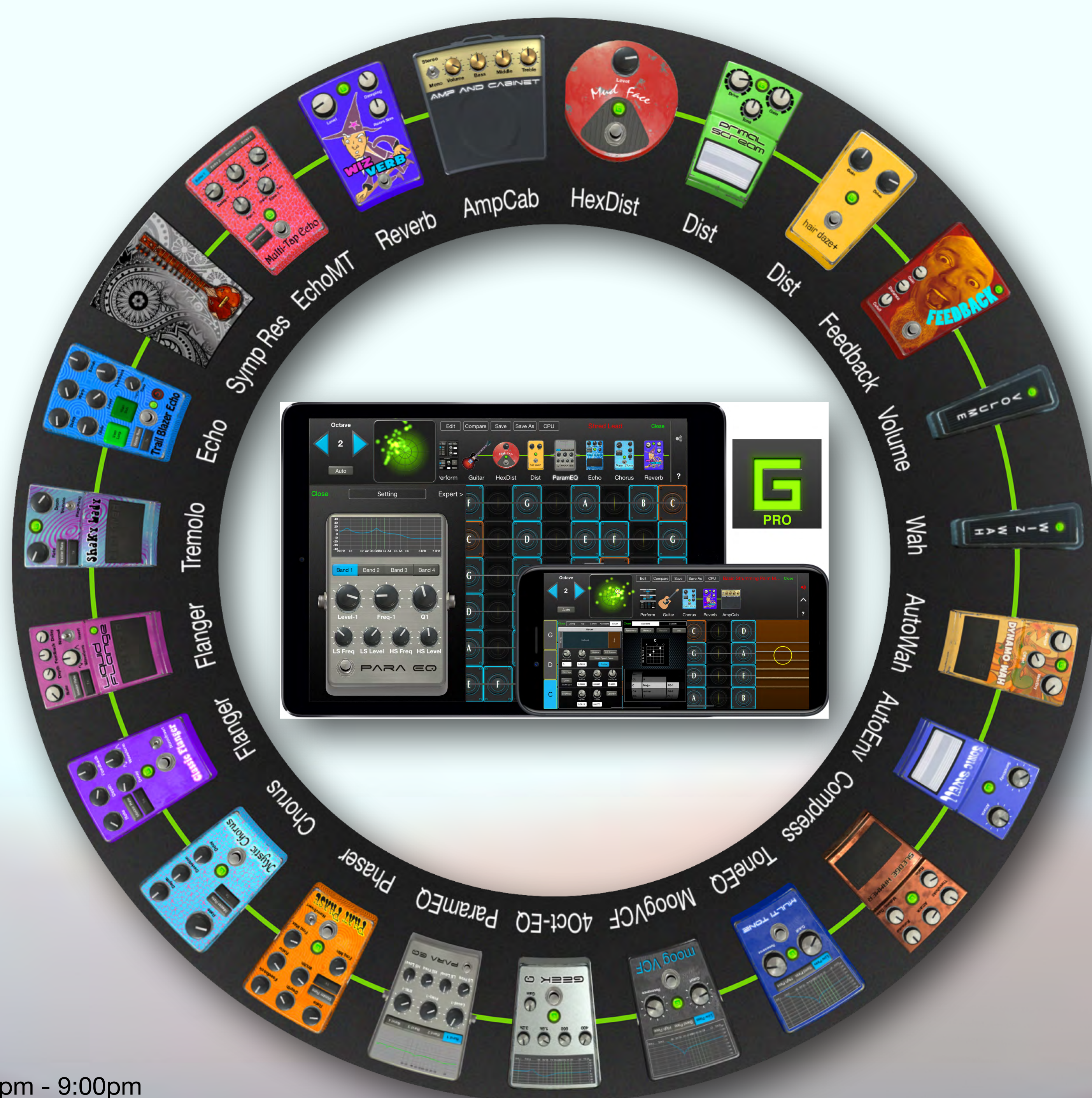


# 45 Physically Modeled Instruments

- Guitar Instruments
- 11 GeoSWAM Instruments  
Orchestral
- 33 Naada Instruments  
Asian



# 22 Modeled Effects - Circuit Models



# GeoShred

- iOS/iPadOS and macOS. Windows 2026
- 270k users world wide in 120+ countries. 40% of users are in India
- Unique isomorphic MPE keyboard with “Almost Magic” Pitch Rounding.
- GeoShred Keyboard has XY expression on iPad and XYZ on iPhone 8,9,10.
- Supports GeoShred Keyboard, MPE Controllers, Conventional MIDI Controllers and Wind Controllers.



# Physical Models for Orchestration




Jordan's Thoughts on Physical Models as a Palette of Colors



Prog Orchestration

# The Near Future ...

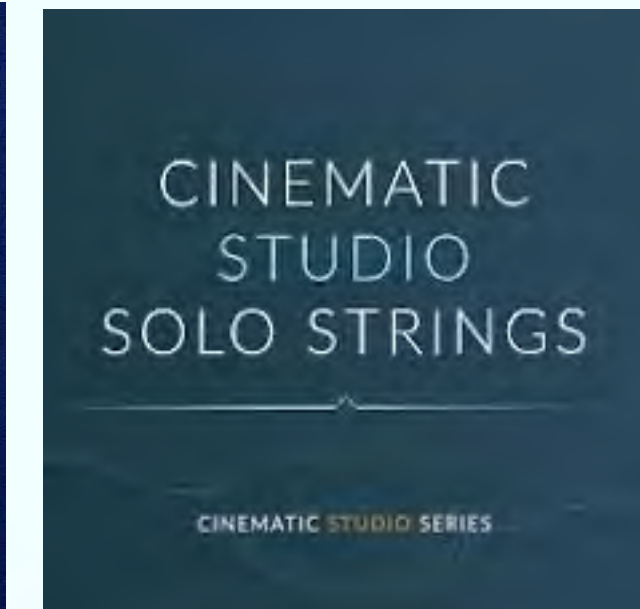

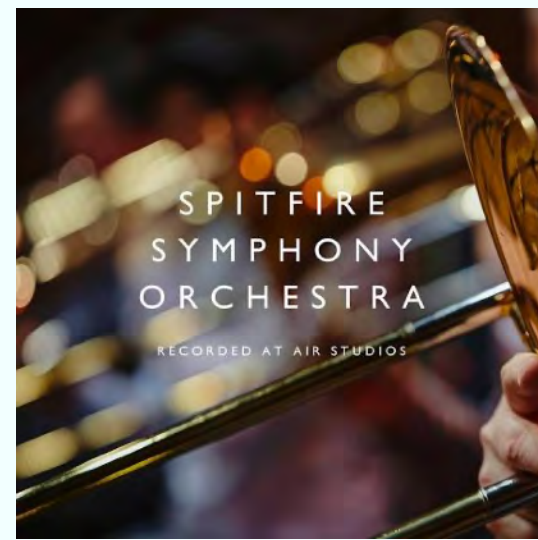
- More models. AI calibrated models will replace some sample libraries and eliminate the need for key switches.
- MIDI 2
- The MIDI 2 Orchestral Articulation Profile.
- What does Orchestral Articulation mean for live performance film/game scoring and virtual performers.



# About Orchestral Sample Library

## Key Switches

- Key Switches are used to select alternate articulated samples
- Articulation is sometimes done in post editing
- **Note that Physical Models generally use MPE and CCs so that the articulated behavior can be performed directly**




	Spitfire	EastWest	Berlin Strings	Cinematic Studio	Vienna
<b>C0</b>	Long (Sustained)	Sustain	Sustain	Legato	Sustain
<b>C#0</b>	Legato	Legato Slur	Legato	Sustain	Legato
<b>D0</b>	Staccato	Legato Bow	Staccato	Staccato	Staccato
<b>D#0</b>	Spiccato (Bouncing Stroke)	Porato	Spiccato	Spiccato	Spiccato
<b>E0</b>	Pizzicato	Staccato	Pizzicato	Pizzicato	Pizzicato
<b>F0</b>	Col Legno (with the wood)	Spiccato	Tremolo	Conlegno	Tremoo
<b>F#0</b>	Tremolo	Pizzicato	Trill m2	Tremolo	Trill m2
<b>G0</b>	Trill m2	Tremolo	Trill M2	Trill m2	Trill M2
<b>G#0</b>	Trill M2		Marcato	Trill M2	Sul Ponticello
<b>A0</b>	Harmonics		Sul Ponticello (near the bridge)	Harmonics	Harmonics
<b>A#0</b>	Sul Tasto (near the fingerboard)			Con Soridino	Detaché
<b>B0</b>	Con Sordina (with mute)				

# Just Say No to Key Switches!

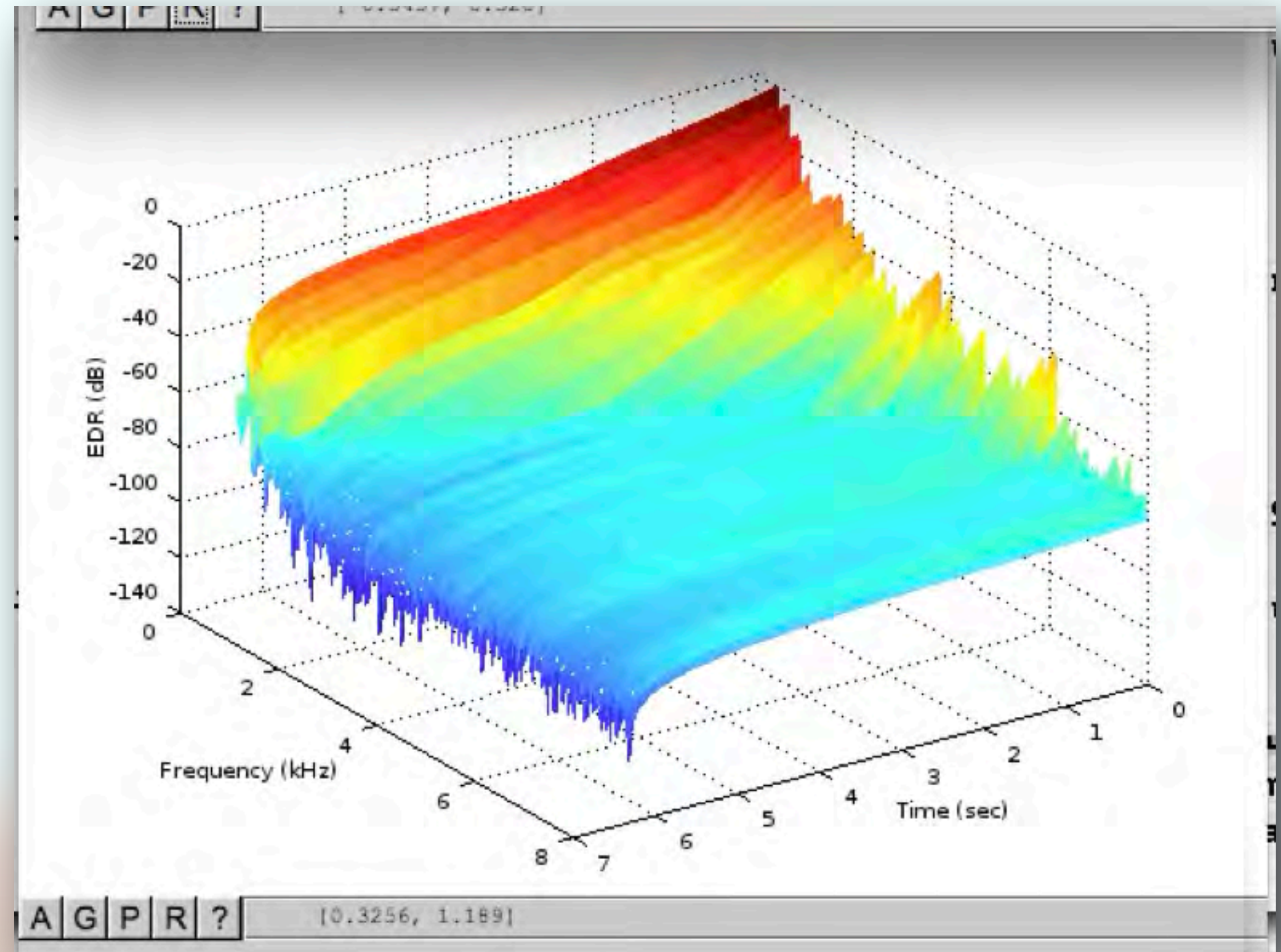


	Spitfire	EastWest	Berlin Strings	Cinematic Studio	Vienna
<b>C0</b>	Long (Sustained)	Sustain	Sustain	Legato	Sustain
<b>C#0</b>	Legato	Legato Slur	Legato	Sustain	Legato
<b>D0</b>	Staccato	Legato Bow	Staccato	Staccato	Staccato
<b>D#0</b>	Spiccato (Bouncing Stroke)	Porato	Spiccato	Spiccato	Spiccato
<b>E0</b>	Pizzicato	Staccato	Pizzicato	Pizzicato	Pizzicato
<b>F0</b>	Col Legno (with the wood)	Spiccato	Tremolo	Conlegno	Tremoo
<b>F#0</b>	Tremolo	Pizzicato	Trill m2	Tremolo	Trill m2
<b>G0</b>	Trill m2	Tremolo	Trill M2	Trill m2	Trill M2
<b>G#0</b>	Trill M2		Marcato	Trill M2	Sul Ponticello
<b>A0</b>	Harmonics		Sul Ponticello (near the bridge)	Harmonics	Harmonics
<b>A#0</b>	Sul Tasto (near the fingerboard)			Con Soridino	Detaché
<b>B0</b>	Con Sordina (with mute)				



# Models Are Calibrated With Real Recordings

- **Currently** model calibration is a filter design problem.
- For the guitar, samples are collected for every fret for every string
- Analysis done in Matlab. Goal is to design low order loop filters that match the partial decay rates in the original recordings. The process is labor intensive.
- **Moving forward, a trained AI may be better at analyzing recordings and designing model filters.** Whole sample libraries can be converted to expressive models,



# AI Calibrated Models From a Specific Instrument

- The problem is stated as a “Synthesis Sound Matching Problem”.
- At a high level there is a synthesis Algorithm with “Knobs”, recordings of the target sound and some process compute the values of the “Knobs” so that the synthesis algorithm matches the target sound.
- This is currently a hot research topic, combining DSP, Optimization and Neural Network methods.

## Neural Parameter Estimation for Musical Sound Synthesis

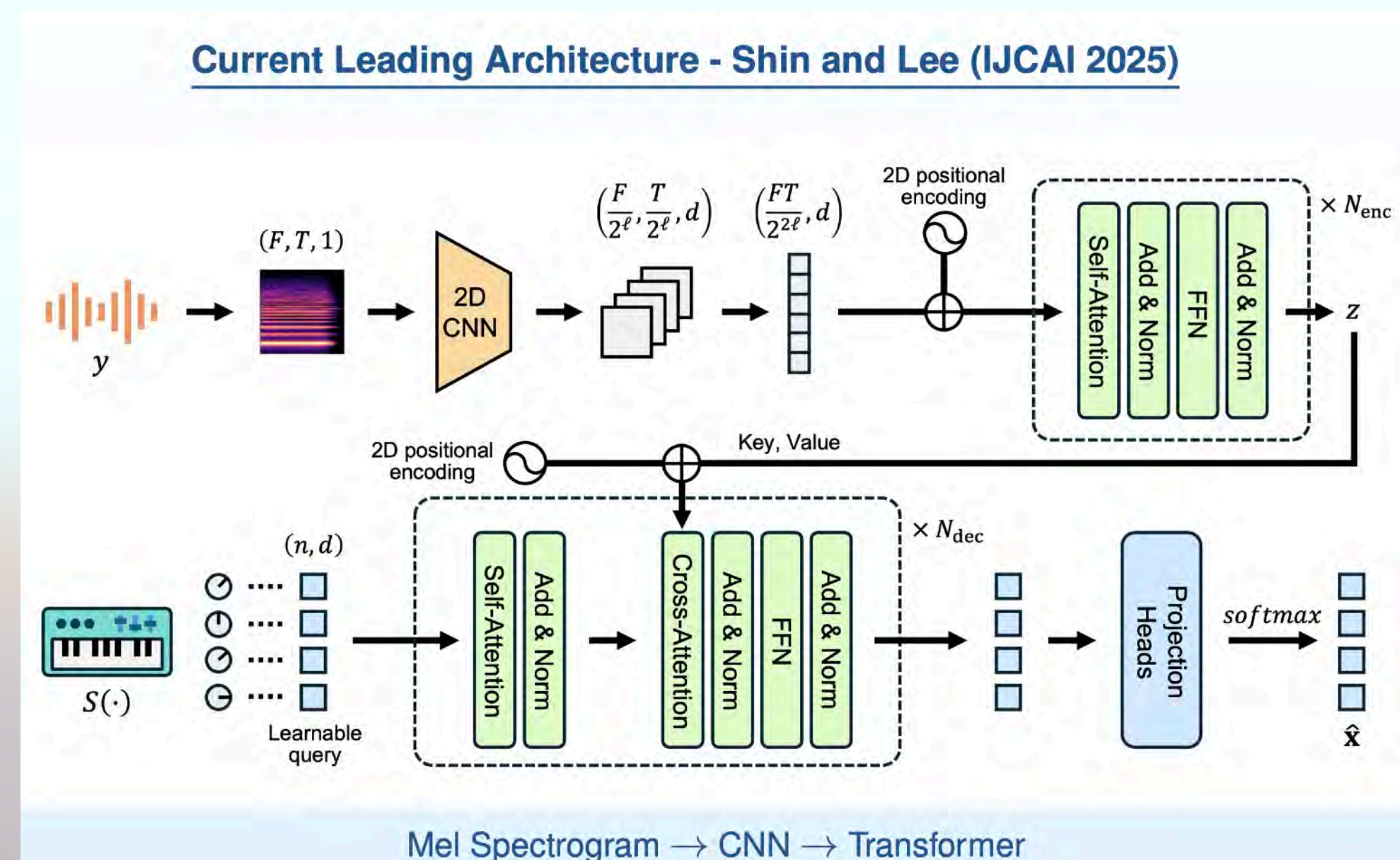
Julius O. Smith III, Gabriel Soule, Soohyun Kim, Jennifer Zheng  
CCRMA, Stanford University

Fifth Meeting, Acoustical Societies of America and Japan  
Session “Music Data Science”

December 1-5, 2025

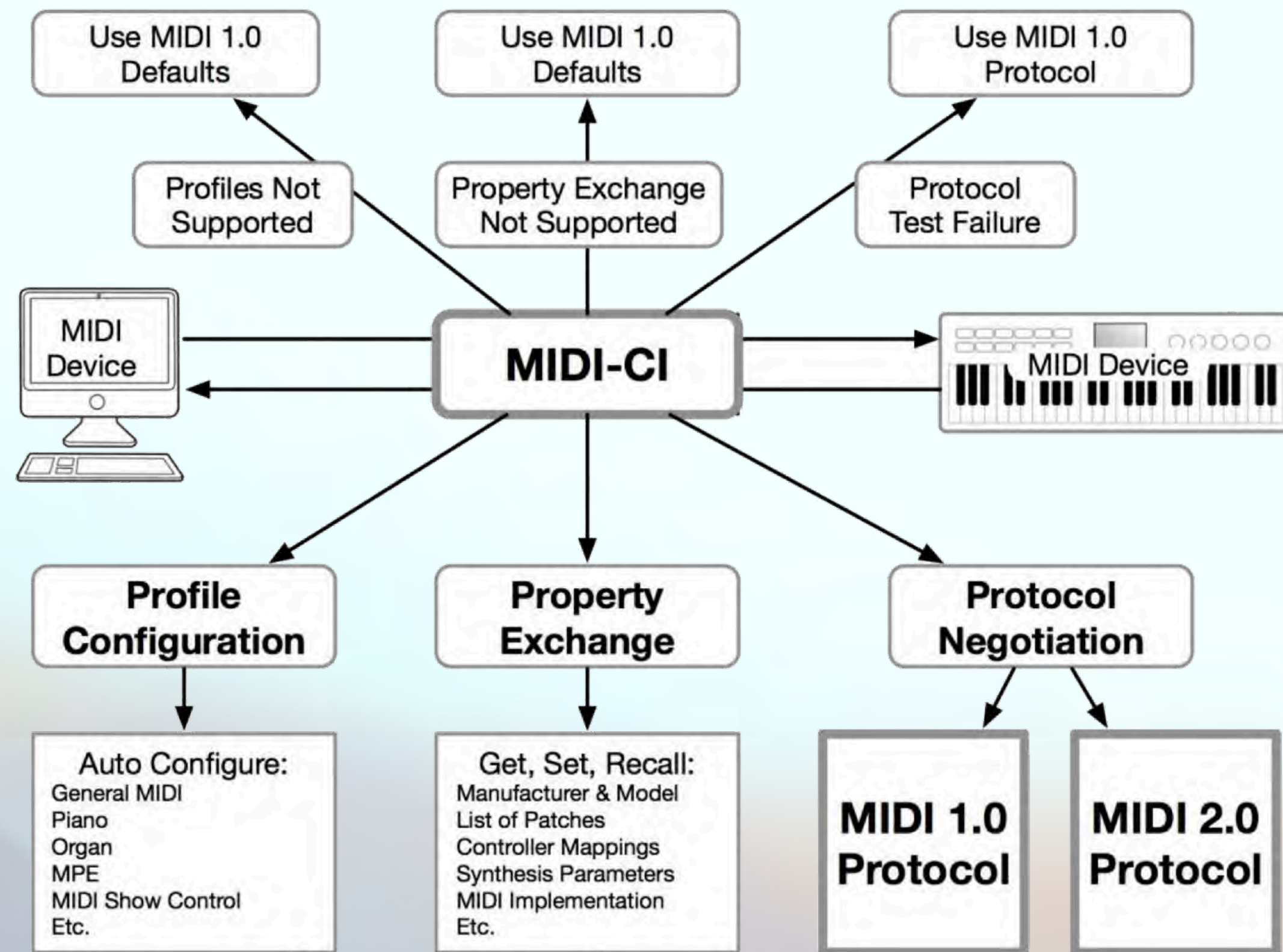
# AI Calibrated Models From a Specific Instrument

- This research applies not only to physical modeling, but other parametric synthesis methods like FM, Subtractive.
- At some point in the near future it should be possible to calibrate physical models to specific instruments, just as a sample library is recorded from specific instruments.



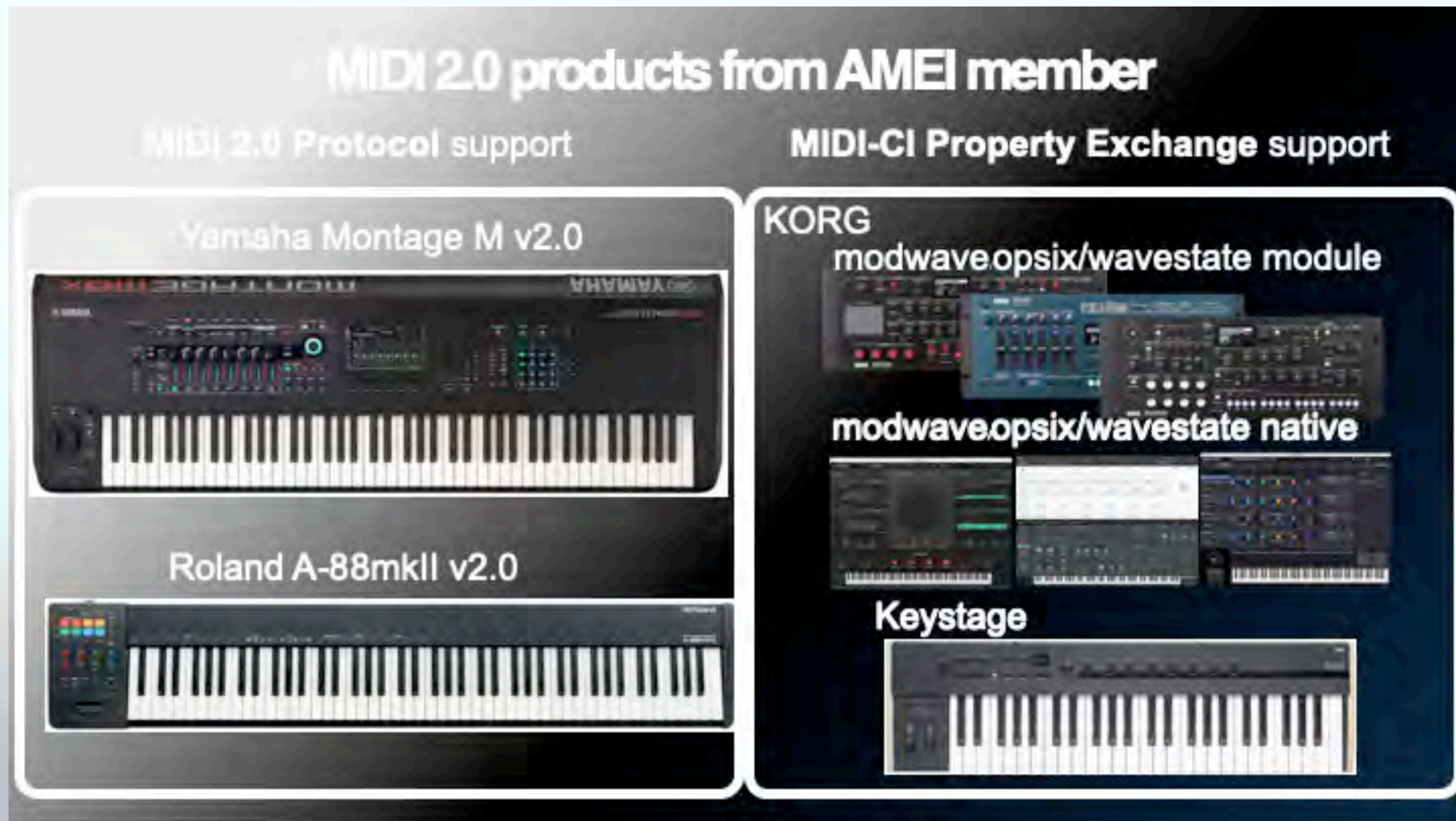
# MIDI 2

## MIDI 2.0 Environment



- MIDI 2.0 is bidirectional. It changes MIDI from a monolog to a dialog
- MIDI 2.0 Protocol mirrors and extends the MIDI 1.0 Protocol. There is a new Universal MIDI Packet (UMP) which offers higher resolution performance controllers (32 bit), more controllers (32k) and 16 channel groups for 256 channels.
- MIDI-CI (Capability Inquiry) supports profile and property exchange which can be used to configure devices for specific applications.
- Compatible with MIDI 1.0
- Future Proofing, UMP is transport agnostic and can be implemented on USB, Ethernet, Bluetooth and future transport mechanisms.

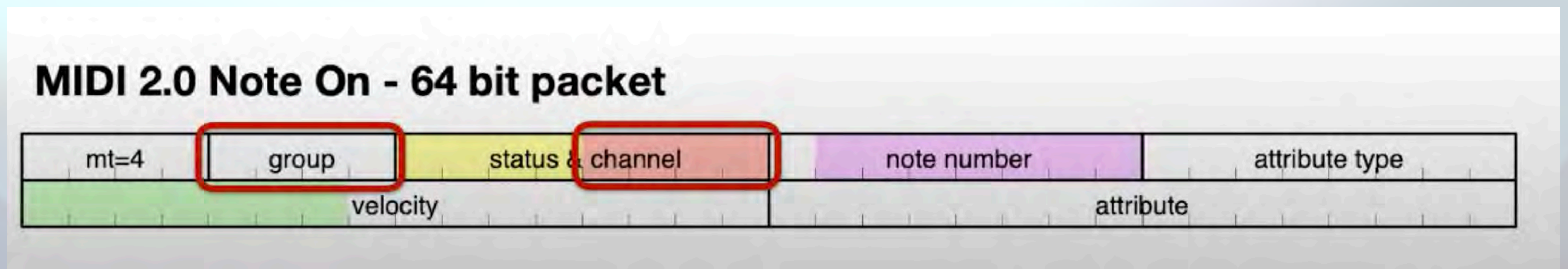
# MIDI 2 Status



- Available in Linux, macOS, iOS/iPadOS, Windows, Android.
- Yamaha, Korg, Roland have MIDI 2 products available.
- DAW companies will soon support MIDI 2

# UMP - Universal MIDI Packet

- Uses existing MIDI 1.0 semantics and mechanisms
- New Universal MIDI Packet (UMP) which offers higher resolution performance controllers (32 bit), more controllers (32k) and 16 channel groups for 256 channels, better NRPNs and full 8 bit SysEx.
- Based on 32bit words. There are 32,64,96,128 bit UMPs



# Profiles

- Profiles represent a semantic contract between senders and receivers.
- Piano
- MPE
- Drawbar Organ
- **Orchestral Articulation**
- ...



# MIDI 2 Orchestral Articulation Profile

- Released April 2024
- Provides a MIDI 2 standard for selecting articulations.
- Several hundred articulations across all families of instruments are defined
- Attribute tags in the UMP are defined for various articulations



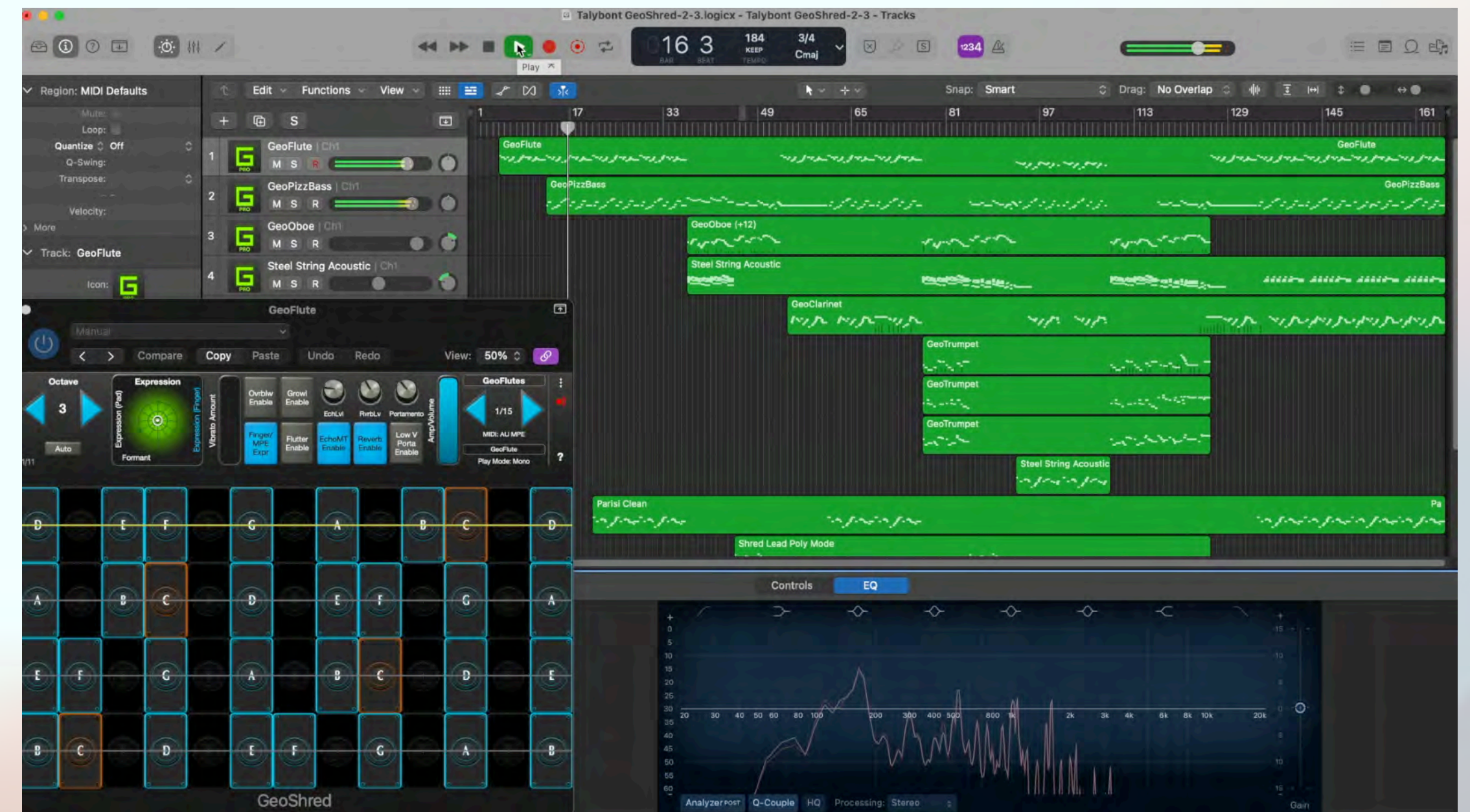
# What Does the Orchestral Profile Mean for Live performance

- MPE controllers and Physical Models will most likely support the Orchestral Articulation Profile
- New classes of controllers to support direct manipulation of articulation parameters
- Many different sensors: touch, pressure, sliding, breath, spatial motion... all expressive opportunities



# What Does the Orchestral Profile Mean for Scoring

- A standard way to articulate orchestral scores
- Much more comprehensive than current key switches. **Note PM can directly render Orchestral Articulations. NO key switches!**
- The profile supports **articulation equivalence** so that scores can be re-orchestrated with different instruments and the instruments respond with analogous articulations.



# What Does the Orchestral Profile Mean for Virtual Performers

- Sometime in the moderately near future there will be a corpus of MIDI 2 articulated instrument performances.
- These performances may be used as training data for Virtual Performers.
- **Note that currently, there are unresolved ownership and ethical issues around creating AI tools using training data.**

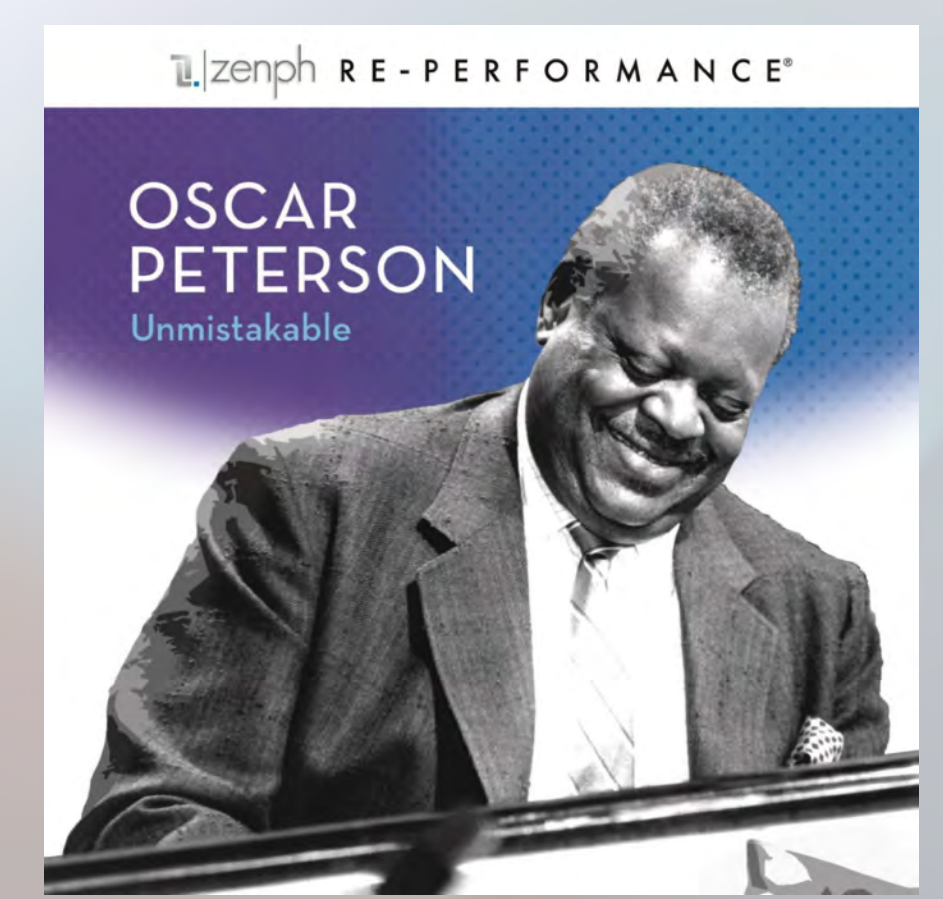
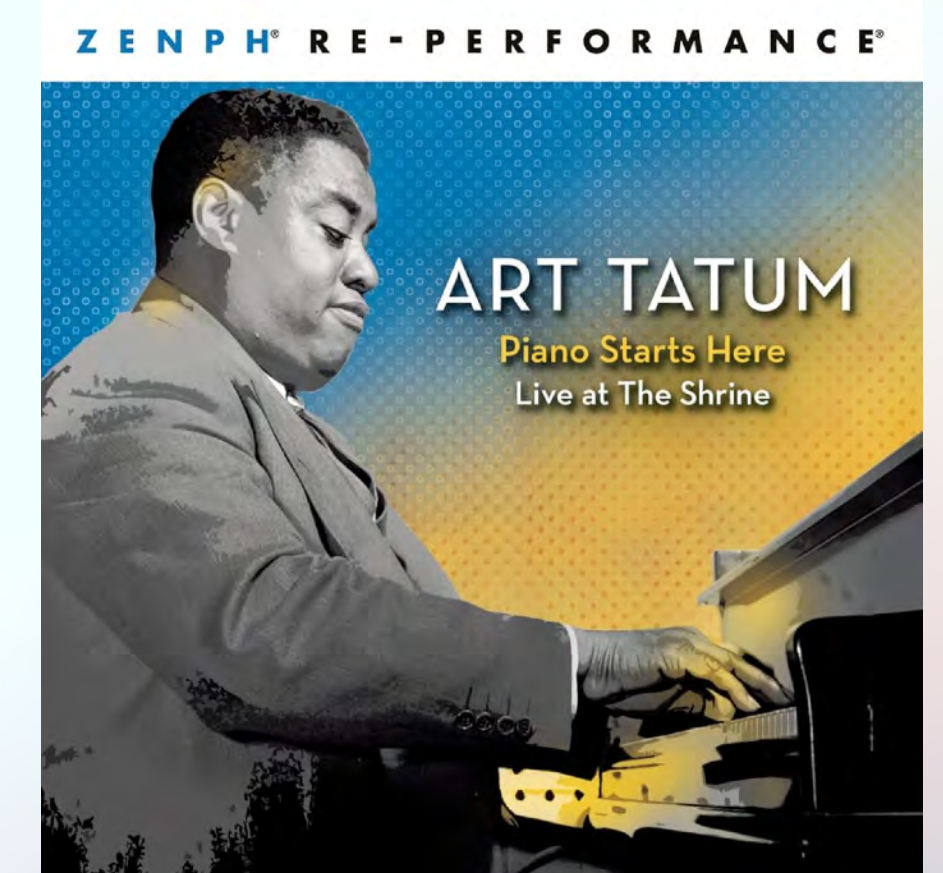
# Example Virtual Performer: JAM\_BOT

- MIT Media Lab. Realtime Generative AI, trained on a collection of Jordan Rudess' MIDI performances.
- Performance with the JAM\_BOT is conversational, with Jordan playing and then the JAM\_BOT responding in the same style



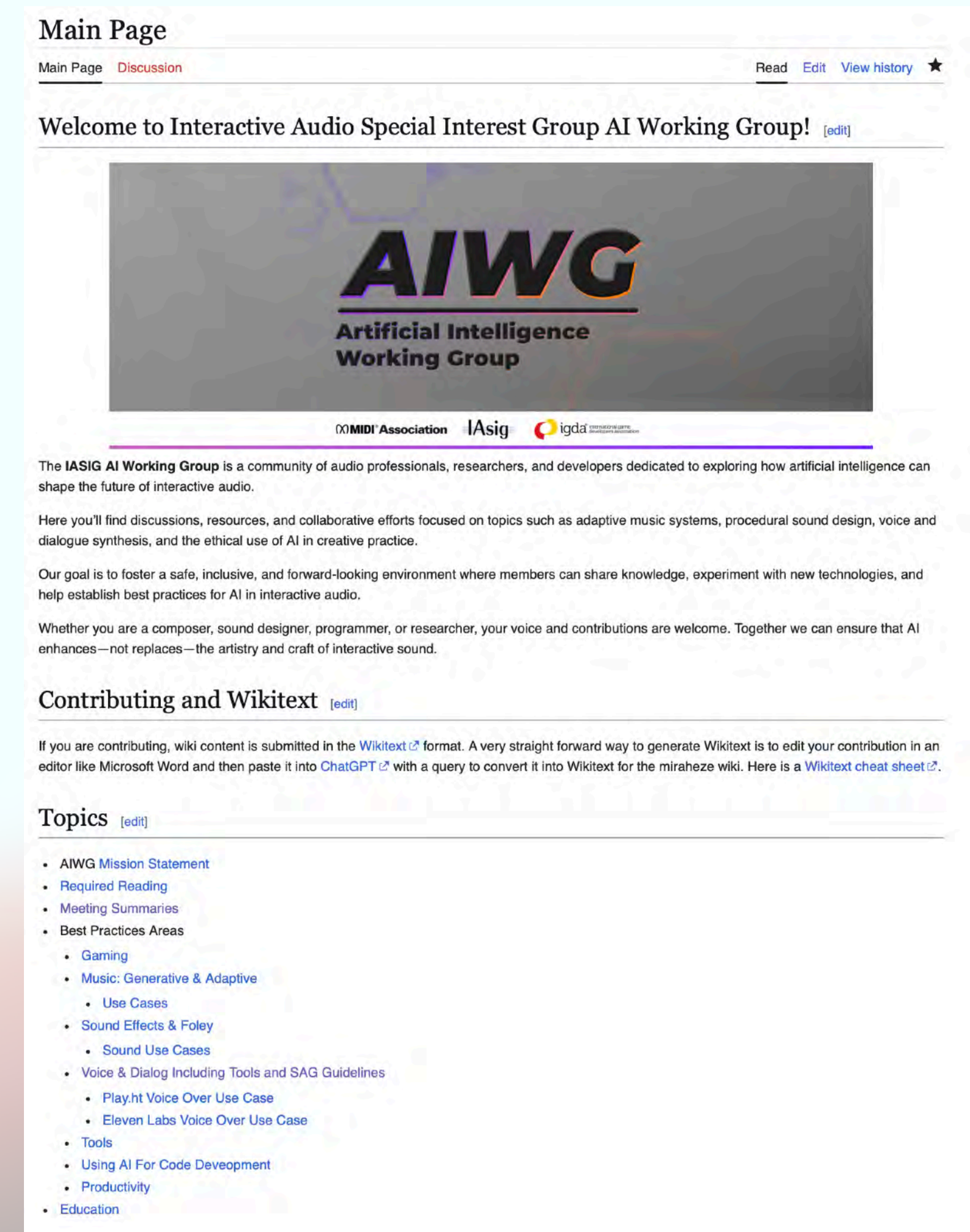
# Example, Zenph “Re-Performance”

- DSP and ML techniques to extract articulation data directly from recordings
- Velocity, timing, pedal estimate
- Stored as “10bit” MIDI
- Re-performed on a high resolution Disklavier
- Required intensive manual intervention. Zenph ceased operations in 2012.
- Now, over 10 years later these techniques could be revisited for monophonic instruments to create a corpus of articulated MIDI 2 performances based on real performances



# The AIWG WIKI

- A source for Game Developers to find information about best practices for generative music, sound effects and foley, voice over and coding
- Crowd sourced, with real world contributions
- Anyone can view, contributors need a Miraheze account
- [https://aiwg.miraheze.org/wiki/Main\\_Page](https://aiwg.miraheze.org/wiki/Main_Page)



The screenshot shows the main page of the AIWG Wiki. At the top, it says "Main Page" with links for "Main Page", "Discussion", "Read", "Edit", and "View history". Below this is a welcome message: "Welcome to Interactive Audio Special Interest Group AI Working Group!". A large banner features the "AIWG" logo in a stylized font, with "Artificial Intelligence Working Group" written below it. Underneath the banner are logos for the "MIDI Association", "IASig", and "igda". The main text describes the group as a community of audio professionals, researchers, and developers dedicated to exploring how artificial intelligence can shape the future of interactive audio. It lists topics of interest such as adaptive music systems, procedural sound design, voice and dialogue synthesis, and the ethical use of AI in creative practice. The page also includes a section for "Contributing and Wikitext" and a "Topics" section with a list of links to various articles and documents.

# Ethics Statement About Training Virtual Performers Using Orchestral Articulation Data

- The ownership of training data and resulting performances remains unclear
- There are issues of ownership, consent, attribution, labor displacement, authenticity.
- It's probably inevitable that Virtual Performers will emerge.
- The entire music eco system must start talking about these issues.
- In the IASIG there is an AIWG that is developing a crowd source wiki of best practices around music, voice over and game sounds.
- **Keep the human in the compositional and performance workflow**

# Gratitude

Mary Albertson  
Eric Bateman  
Athán Billias  
Simone Capitani  
Chris Chafe  
John Chowning  
Perry Cook  
Jon Dattorro  
David Jaffe  
Mike Kent  
Joe Koepnick  
Max Matthews (RIP)  
Romain Michon  
Denis Labrecque  
Scott Levine  
Roger Linn  
Fernando Lopez-Lezcano

Keith McMillen (RIP)  
Yann Orlarey  
Stephane Letz  
Stefano Lucato  
Stanford OTL  
Larry the O  
Emanuele Parravicini  
Danny Petkevich  
Nick Porcaro  
Bill Putnam  
Jordan Rudess  
Danielle Rudess  
Kent Sandvik  
Julius Smith  
Tim Stilson  
David Van Brink  
Scott Van Duyne  
Yamaha



And CCRMA

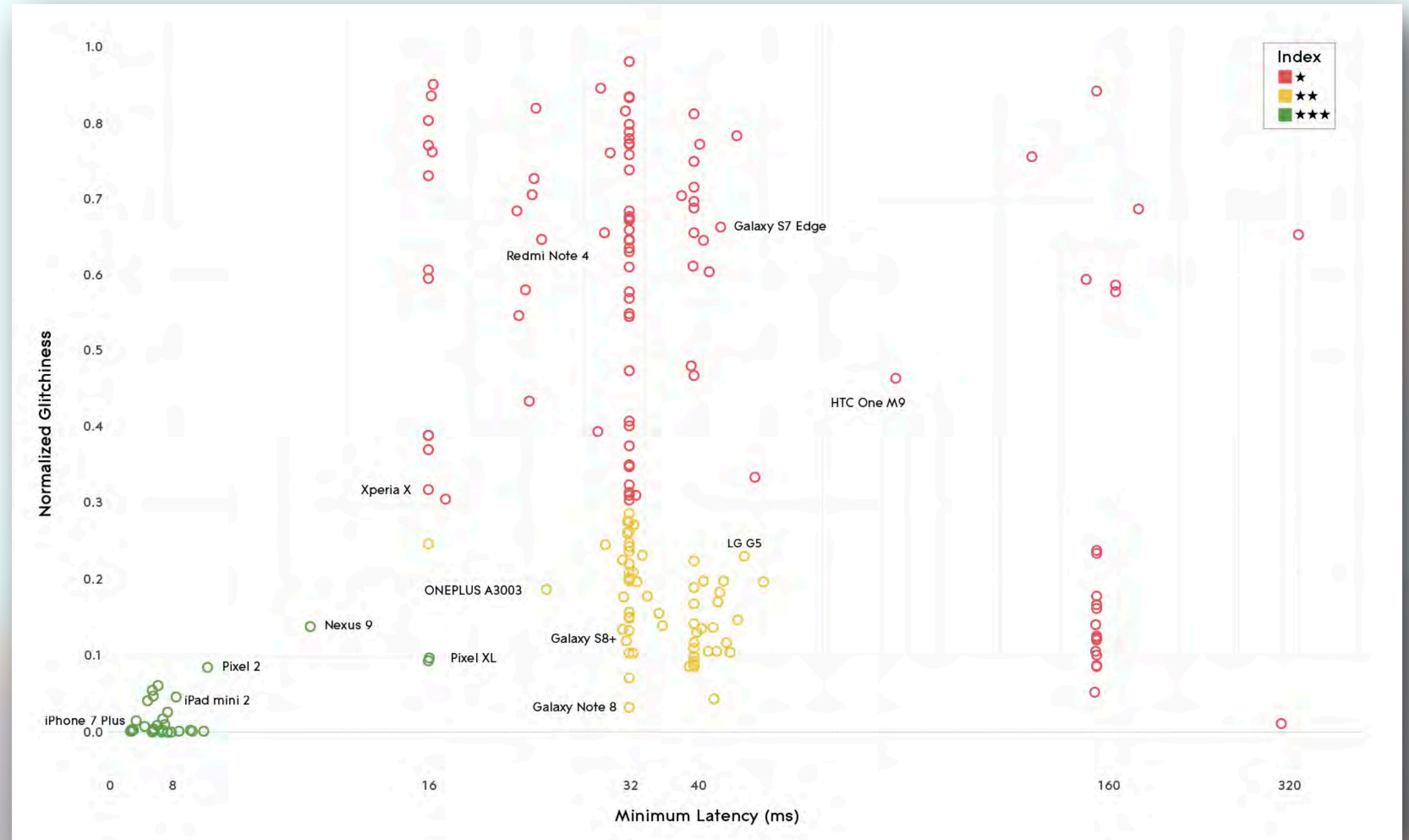
# Questions?

You can reach me at  
[gps@moforte.com](mailto:gps@moforte.com)

# Extra Slides for Specific FAQs

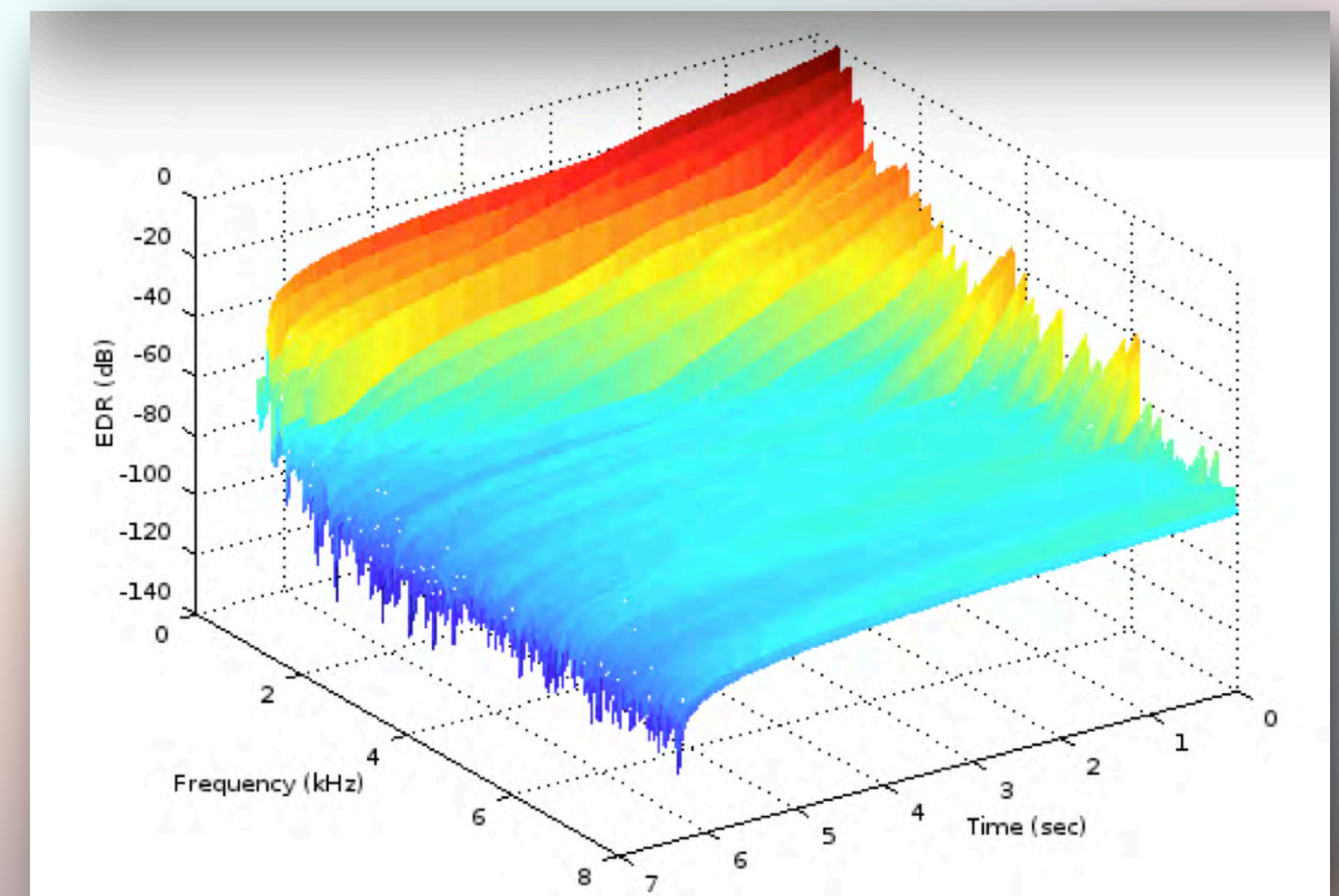
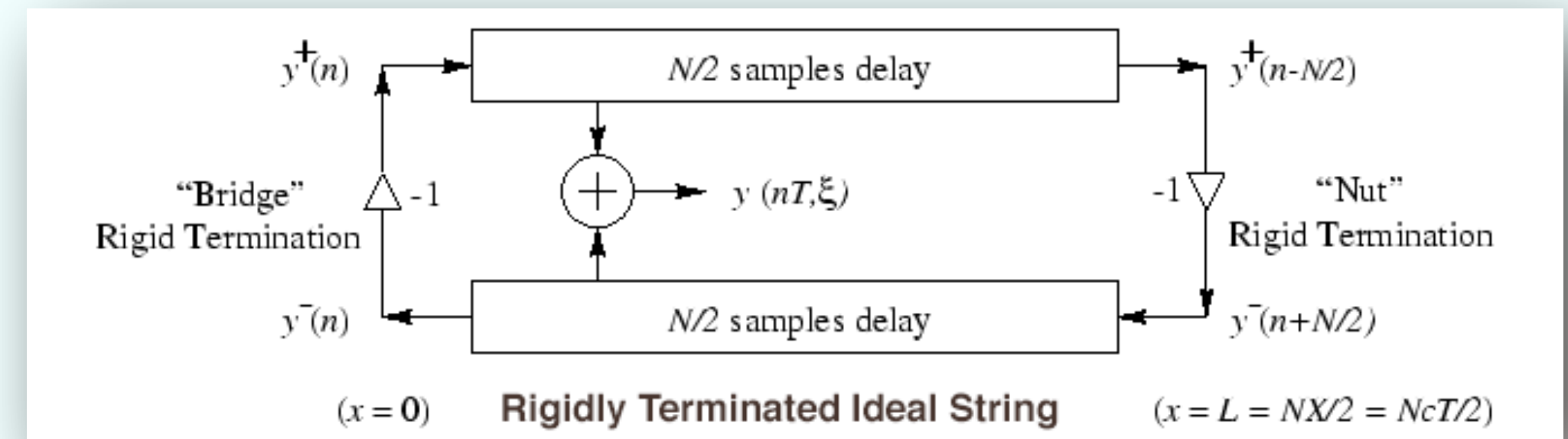
# Why Android is a Challenging Platform for Audio Products Targeted for Musicians

- Most Android devices have **audio** latency/jitter issues.
- Roli has measured a Mobile Audio Quality Index MAQi.
- With the exception of a few Android devices, only iOS devices have suitable audio latency/jitter properties



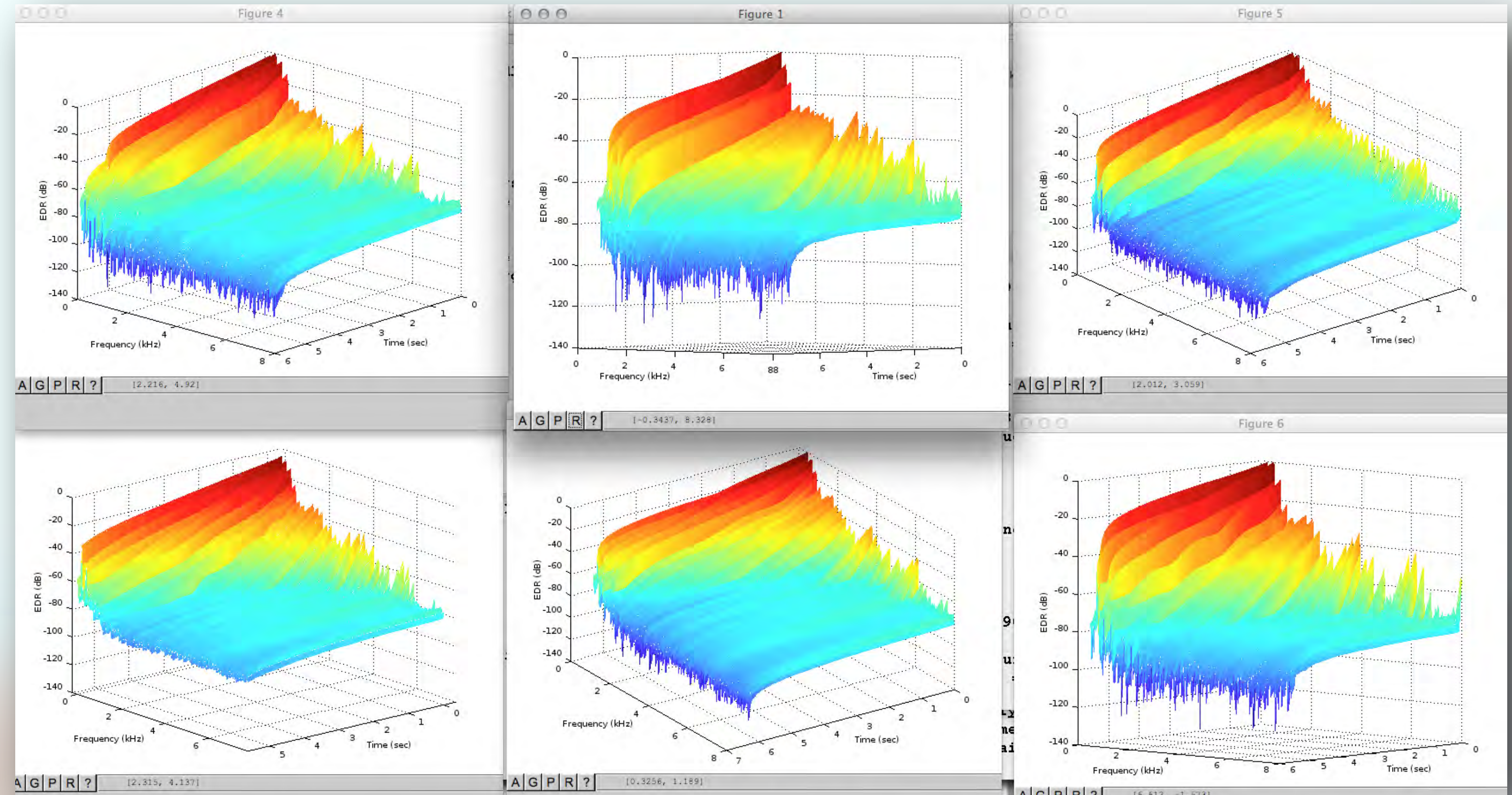
# The Guitar Model

- A hybrid of Extended Karplus-Strong, Waveguide, Commuted Synthesis with extensions:
  - Harmonics and pinch harmonics
  - Pre-computed pickup excitations
  - Collisions for fret excitation
  - Sitar Bridge model
  - Body Model
  - Hexaphonic split
  - Doubling of courses
  - Statistical variations
- Calibrated from real recordings




# Model Calibration

- Samples are collected for every string for every fret
- Analysis done in Matlab
- Goal is to design low order loop filters that match the partial decay rates in the original recordings.

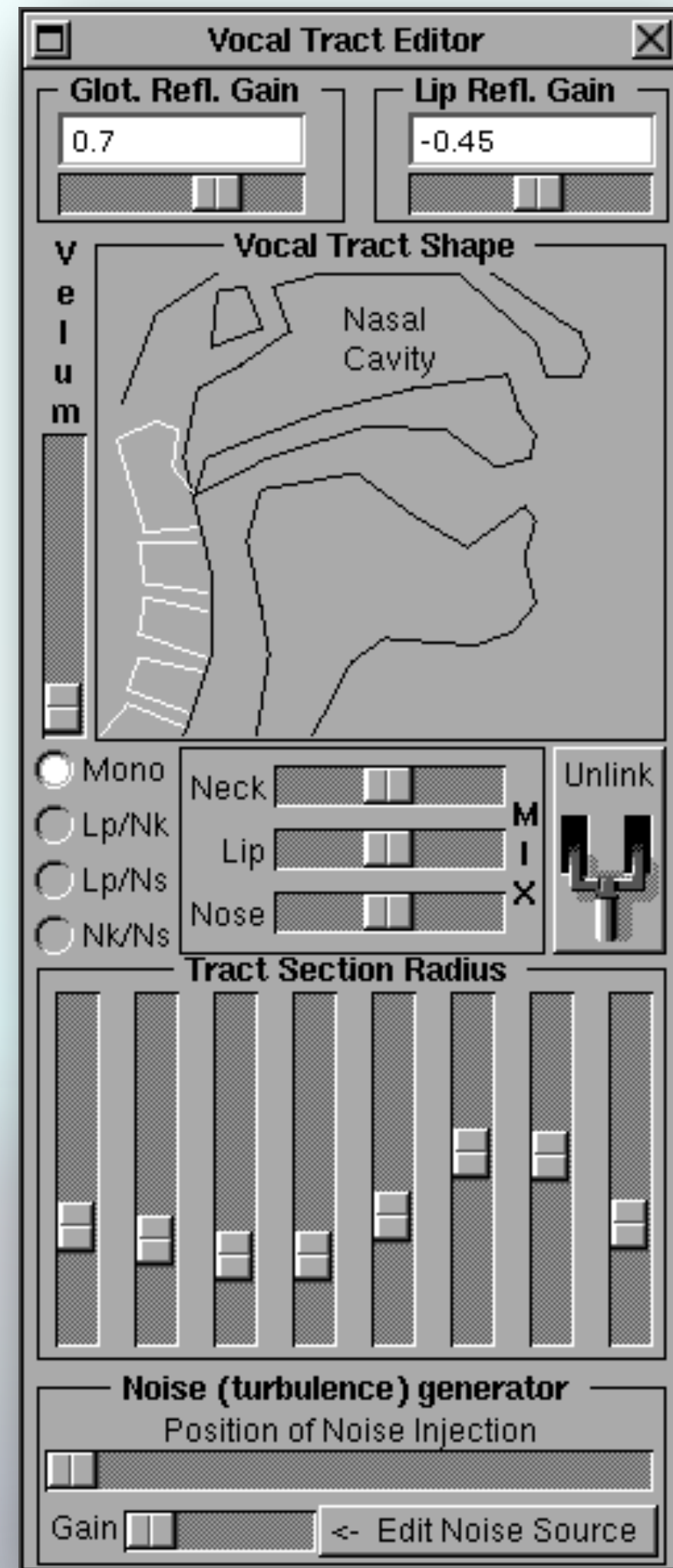


# The NeXT MusicKit (1988)

- The NeXT MusicKit unified MIDI (Control) and Music V (Unit Generators) Paradigms. (Jaffe, Smith, et al.)
- The launch of the NeXT Machine in 1988 included a performance of a 6 string physical model along with Dan Kolbialka playing Violin.
- In 1989 Mike Minnick created SynthEdit using the MusicKit and the NeXT Draw Program
- In 1992 CCRMA took over supporting the NeXT MusicKit.
- in 1993 Eric Jordan and David Jaffe created GraSP using the MusicKit and the NeXT Draw Program



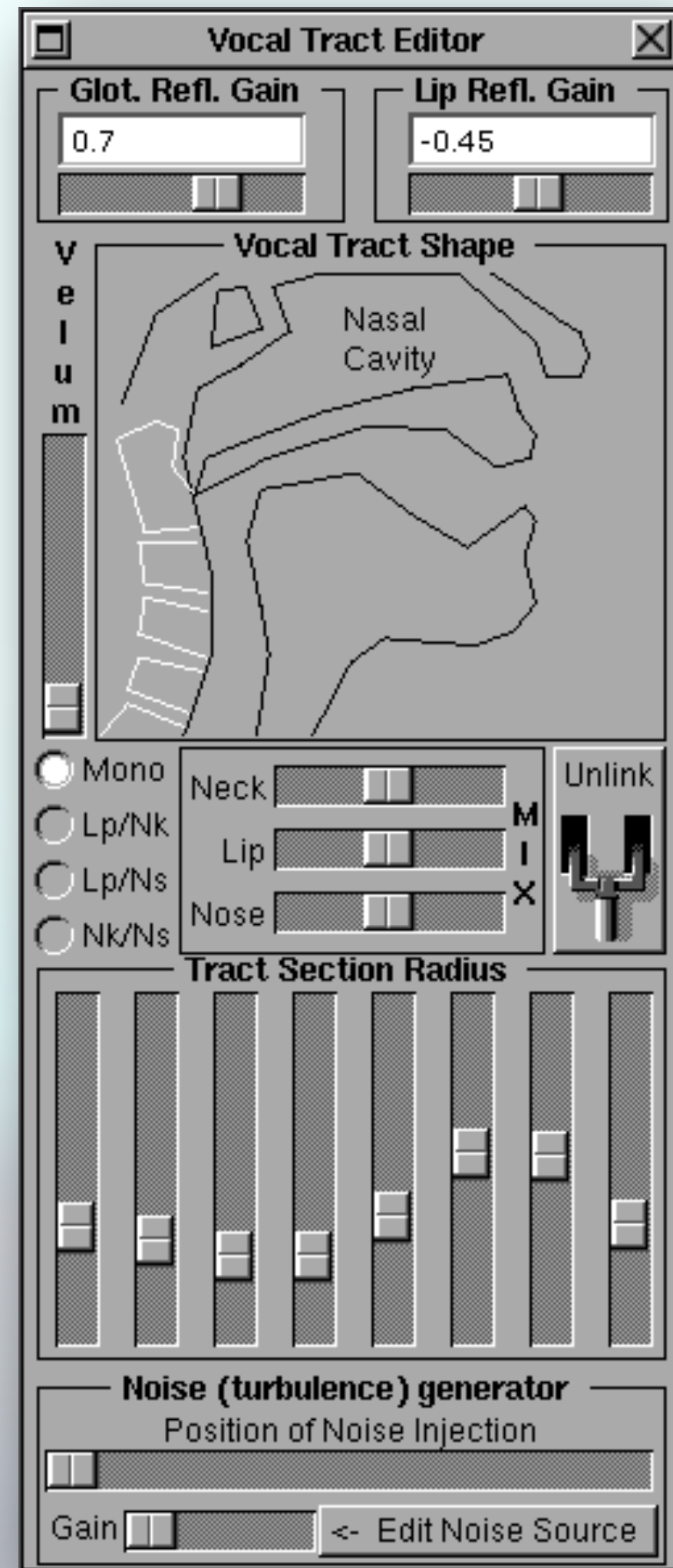
# Sheila Vocal Track Modeling (Cook 1990)



Perry Cook's SPASM "Singing Physical Articulatory Synthesis Model"



# Sheila Vocal Track Modeling (Cook 1990)



Perry Cook's SPASM "Singing Physical Articulatory Synthesis Model"



# What about Latency?

- The largest source of latency (for ios) appears to be between screen interaction and the guitar model. Note that the audio buffer latency is about 5ms.
- We started at 180ms screen to audio out.
- We brought this down to 25-35ms by replacing Apple's gesture handlers with a custom gesture handler. This makes sense. Gesture handling requires analysis of a moderate amount of state to initiate an action.
- MIDI to Audio Latency is about 20-30ms.
- PowerStomp which is audio-in/effects chain/audio out is around 18ms.
- Latency to the internal speakers on iOS devices seems to have gotten a bit poorer over time. Probably due to DSP processing for the head phone jack.